



# Dust

The four letter word in astrophysics

Interstellar extinction      Interstellar Emission



# Why Dust

- Dust attenuates and scatters UV/optical/NIR  
Amount of attenuation and spectral shape depends on dust properties (grain size/type)
- Dust geometry + optical thickness crucial- stars are embedded in the dust
- Attenuation  $\sim 1/\lambda$  (roughly)...
- Absorbed energy heats dust --> thermal IR emission; spectral shape of emitted radiation depends on size distribution of dust grains
- Dust contains most of the interstellar Mg, Si, and Fe, and much of the C

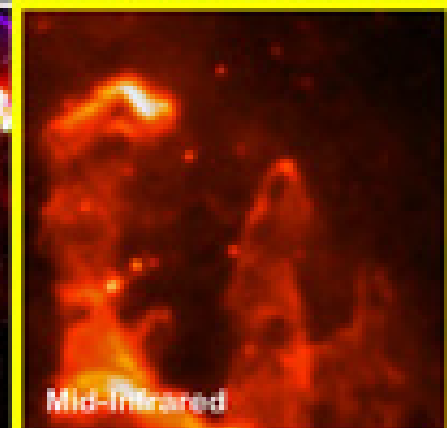

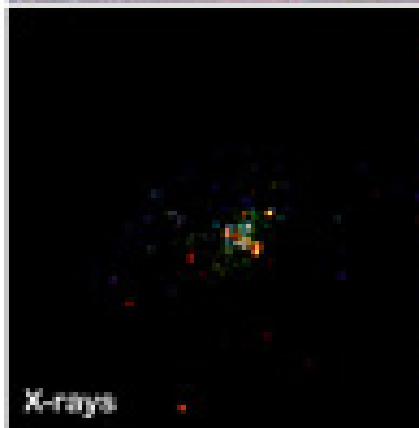
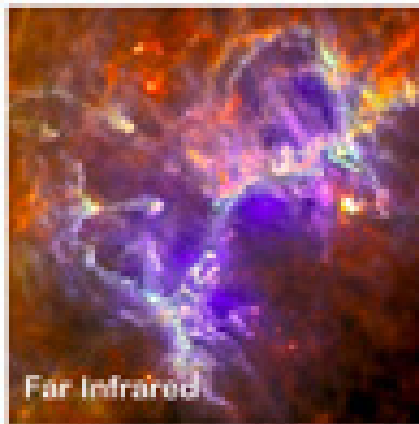
Infrared and optical image  
of the Sombrero galaxy




# Dusty Facts

- Dust mass insignificant ( $\sim 1\%$  of total HI gas mass)
- Dust is formed from SN/stellar ejecta and/or in ISM
- Dust grains come in wide range of sizes (power law distribution of size)
- Dust grains are mainly: silicates (Mg/Fe-rich) or graphites (C) with a bit of ice
- Grains provide surface for complex astrochemistry (and  $H_2$  formation)
- Dust is the main heating mechanism of the molecular gas (through photo-electric effect)- this ionizes even molecular clouds a tiny bit (enough to couple to B field)
  - Photoeffect :photon liberates  $e^-$  from solid (e.g. dust).
  - Mostly working on PAHs and small dust grains.
- Spectral features due to dust
  - PAH (poly-cyclic aromatic hydrocarbons) produce characteristic spectral features
  - Silicates can produce strong absorption features ( $10\mu$ )
- Effective temperature of dust in emission ranges from  $\sim 10$ - $100$ k depending on energy sources and geometry
- Wide range of dust in galaxies

# Emission and Absorption





# Continuum Emission from Dust

- Emissivity from dust is 'quasi-black body like'- (grey body)
- $F_\lambda = N_a \pi a^2 Q_\lambda B_\lambda(T) / D^2$  (from a grain)
- where  $a$  is the size of the grain,  $D$  is its distance,  $B_\lambda$  is the black body function and  $Q_\lambda$  is the emissivity in the IR (grain is not 'black')
- $Q_\lambda \sim \lambda^{-\beta}$

$\beta=0$  for a BB

$\beta=1$  for amorphous material

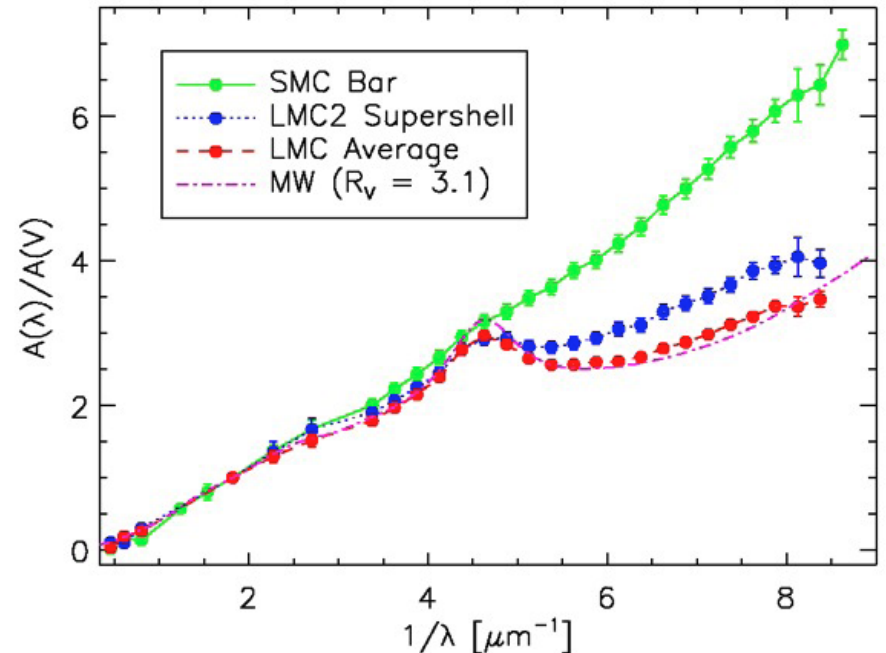
$\beta=2$  for metal and crystals

In R-J limit  $F_\nu \sim \nu^{\beta+2}$

Temperature and luminosity in dust diagnostic of fraction of light absorbed, spatial distribution of sources and dust

# Reddening and Extinction

- Dust and gas strongly effect the transfer of radiation through a galaxy
- Dust and gas clouds are where stars form
- Dust and gas interact
- In general the extinction due to dust can be parameterized by
- $I_{\lambda}=I(o)e^{-\tau(\lambda)}$
- $dI_{\lambda}/dx=-k(\lambda)I_{\lambda} ; -k(\lambda) \sim \lambda^{-1}$
- Astronomers use magnitudes (ugh)
- We can determine the degree of reddening by measuring the color index (B-V) of the object and comparing that to its true color index (B-V)<sub>0</sub> : (where the units are magnitudes...sigh)
- $E(B-V) = (B-V) - (B-V)_0$



with extinction and reddening linked

$A_V = R \cdot E(B-V)$ ;  $R \sim 3.1$  for MW, 2.7 for SMC

•so  $k(\lambda)=A_{\lambda}/(E(B-V)=R_V A_{\lambda}/A_V$  and  $A_{\lambda} = (2.5 \log e) \tau(\lambda)$  -change in magnitude at wavelength  $\lambda$  due to extinction


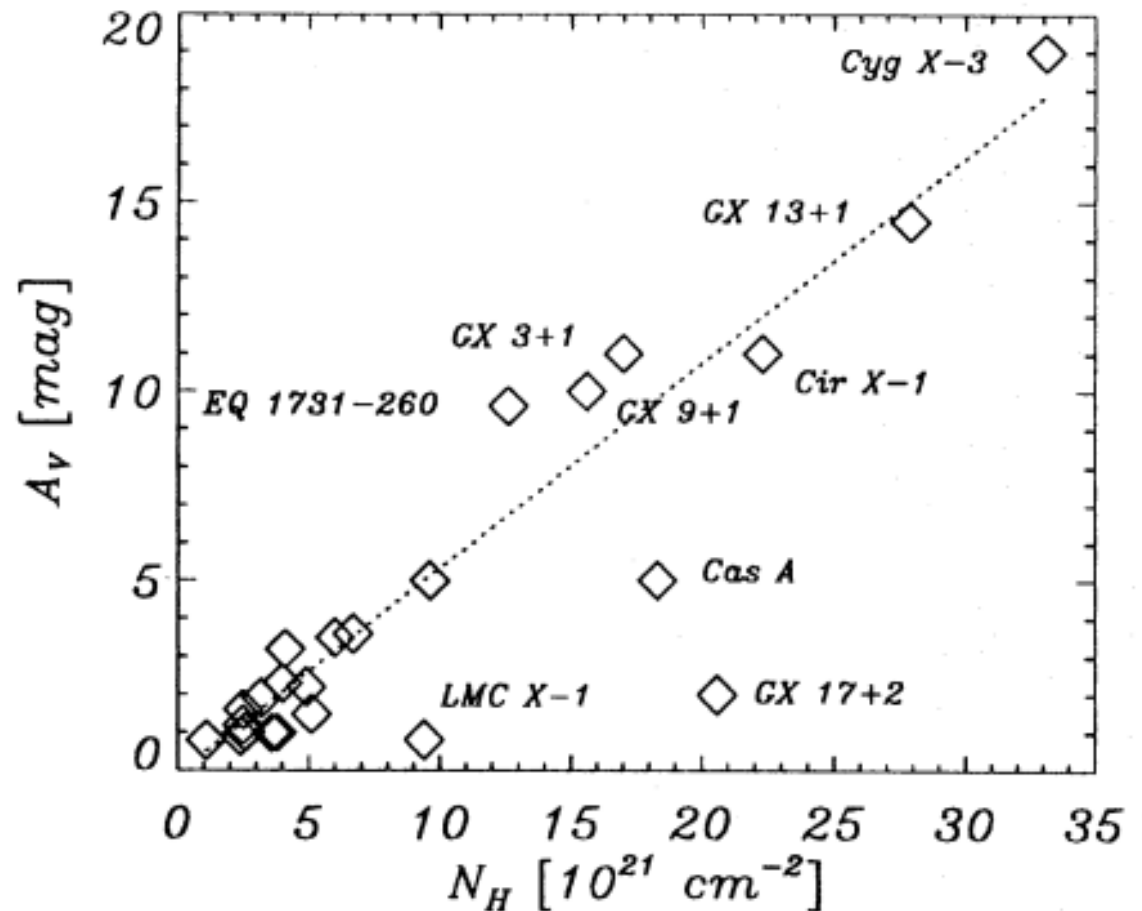
•  $E(B-V)=A_B-A_V$  is the color excess

•and  $R_V=A_V/E(B-V)$

• $m-M=5 \log d - 5 + A_V$

# Dust to Gas Ratio

- In the MW the average dust to gas ratio (by mass) is  $\sim 100$
- This gives a relationship between  $A_V$  and  $N(H)$  the column density for a given dust size distribution and composition .
- $E(B-V)/N_H = 1.45 \times 10^{-22} \text{ mag cm}^2/\text{atoms}$   
or  $N(H) = 1.8 \times 10^{21} A_V$
- This has been tested using dust halos seen in x-rays- the dust scatters x-rays according to the size and position of the grains and the energy of the incident photons



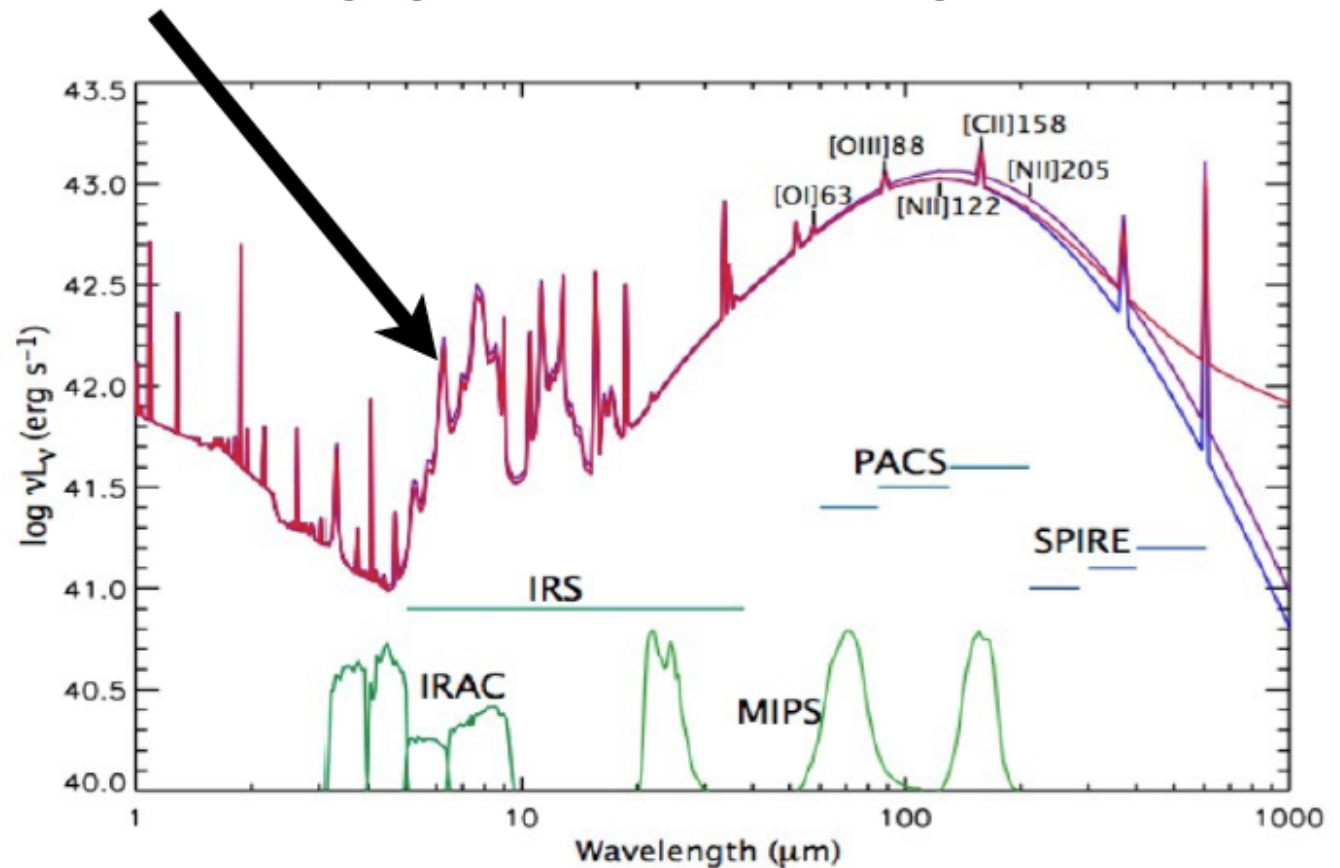


# Dust is Crucial in ISM Chemistry

- Most Si and Fe, and 50% of C and 20% of O get locked up in dense dust grain cores
- interstellar chemistry is carbon-dominated
- Dust grain surfaces: shield molecules from UV radiation field, produce  $\text{H}_2$  through catalysis:  $\text{H} + \text{H} + \text{grain} \rightarrow \text{H}_2 + \text{grain}$   
drives much of gas-phase chemistry  
'Stuff' sticks to dust grains, provides sites for chemistry to occur-  
add UV light to get complex molecules

# Strongest Spectral Features Due to Dust

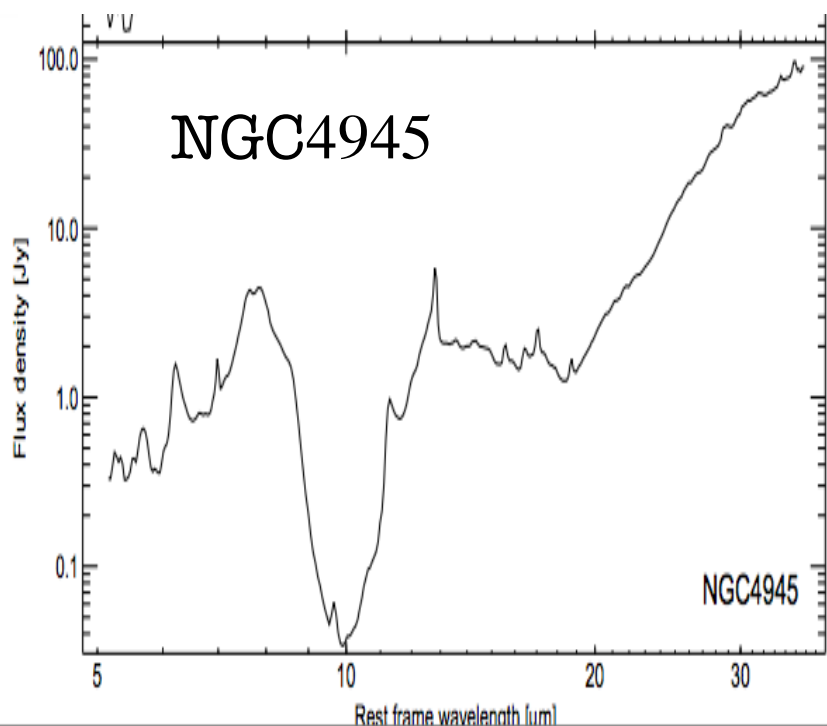
## PAH's: Polycyclic Aromatic Hydrocarbons



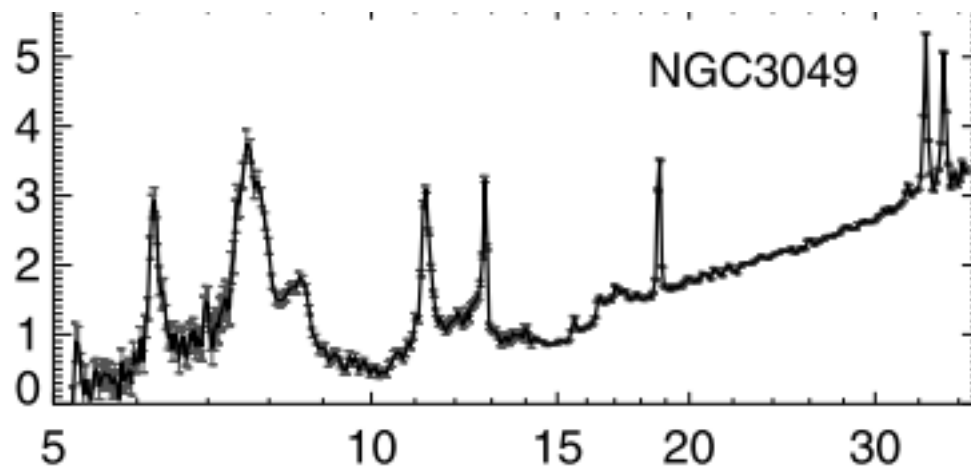
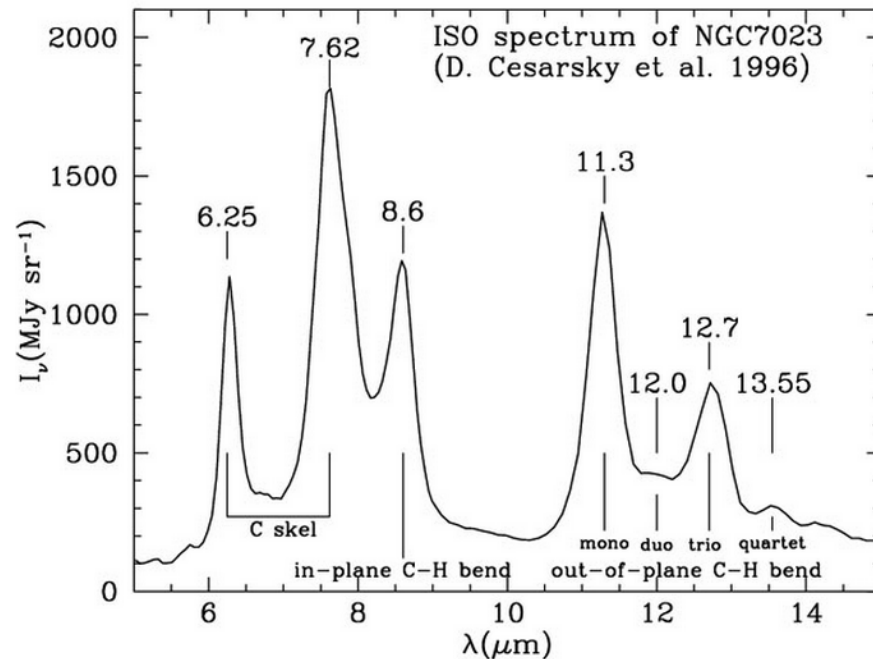
Green are the bands in the 2 most sensitive IR instruments Spitzer and Herschel

# Dust Spectral Features

- PAH features carry 5-20% of the mid-IR energy
- Strong  $10\mu$  Si absorption occurs when a bright continuum source has lots of Si dust in front of it



$\lambda$  ( $\mu$ )

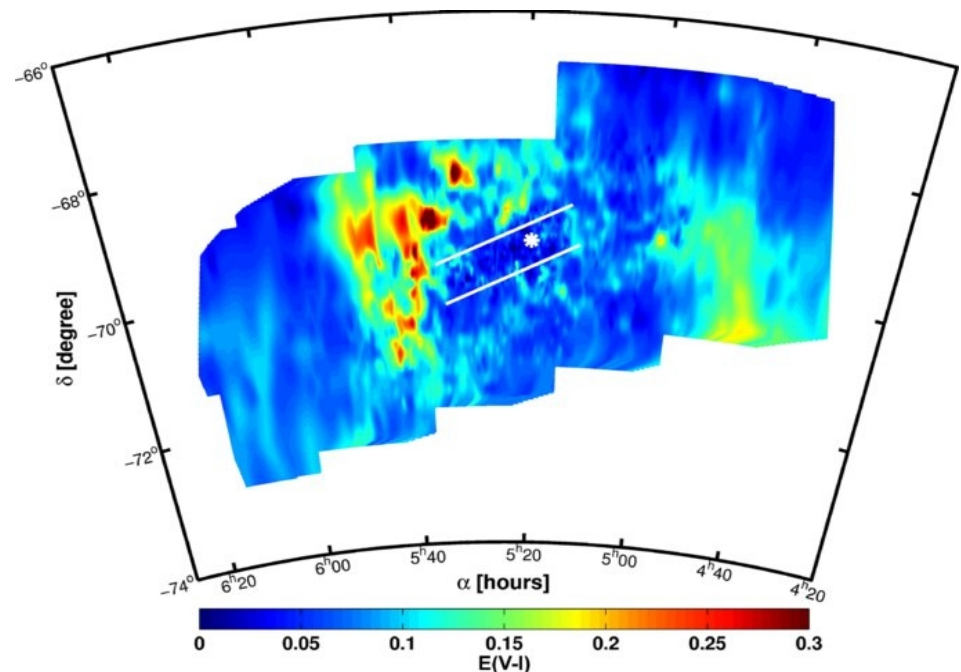


$\lambda$  ( $\mu$ )

# Dust and Reddening

- The effects of reddening can be complex.
- reddening law for isolated stars
  - not the same for all galaxies; e.g. MW and SMC are rather different in the UV but not in the optical
    - due to different dust grain size distributions and composition (graphite, silicates etc etc)
- It depends on how the stars and the dust are intermixed
- Since star formation occurs in dusty molecular clouds regions of high SFR show high reddening - thus rapidly star forming galaxies are more reddened and more of their luminosity is reprocessed into the IR.

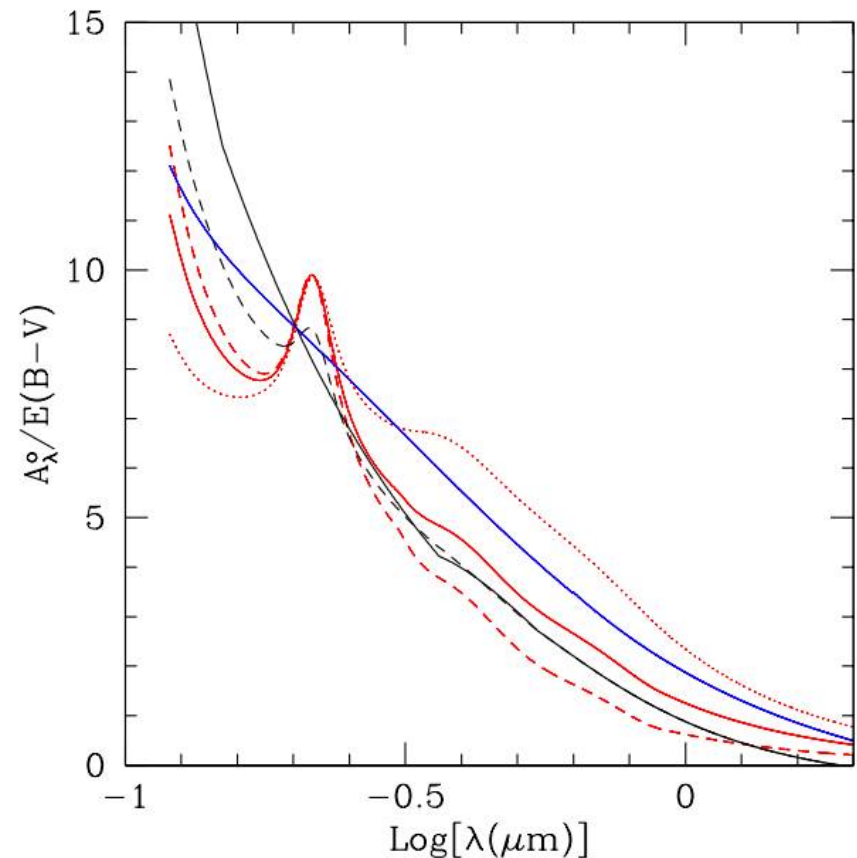
Reddening Map of the LMC



$E(V-I)$

# Examples of extinction curves in local galaxies.

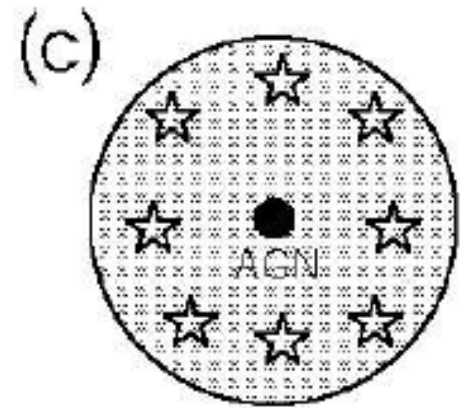
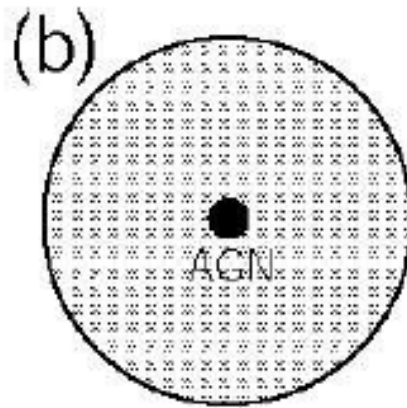
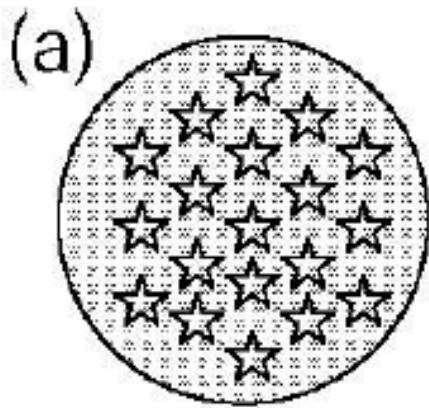
- Milky-Way for three different values of  $R(V)$ , 3.1 (continuous red line), 5.0 (dashed red line), and 2. (dotted red line)
- the Large Magellanic Cloud's 30 Doradus region (dashed black line) and of the Small Magellanic Cloud's bar (continuous black line) have  $R(V)=2.7$
- **The starburst obscuration curve- blue**
- when integrated over a galaxy things get complex, with the geometry of the stars and dust strongly affecting the resulting spectrum.
- the effects of varying amounts of extinction of the different stellar populations due to the spatial distribution of stars and clumpy dust, creates an attenuation law, different than that seen for any individual star



# Dust and Geometry

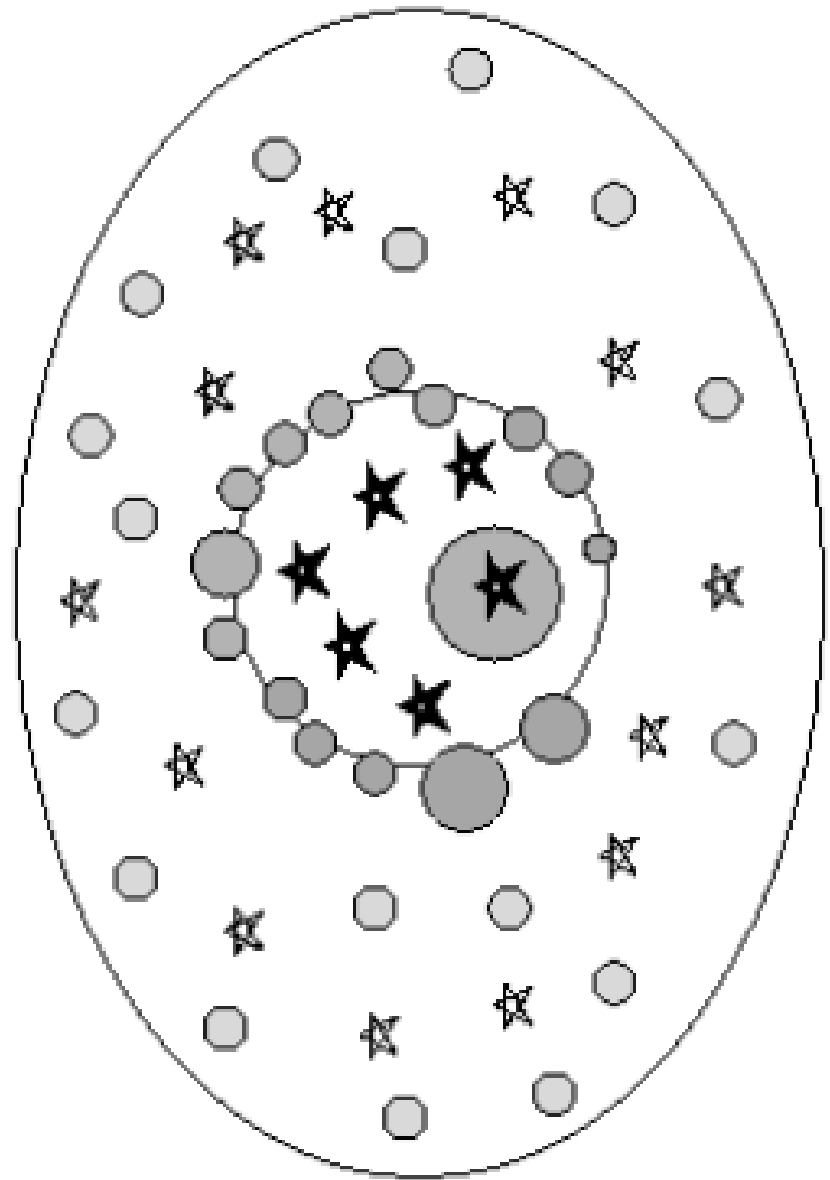
- The effect of dust depends on the relative geometry of the sources and the dust.
- in (a) the stars near the surface of the dust cloud have much less extinction and thus dominate the UV light
  - stars near the center are more absorbed and thus dominate the IR light
- In case (B) we have the classic case of a simple absorber and one star
  - in case (C) we have one very luminous object (AGN) and stars

So it ain't simple



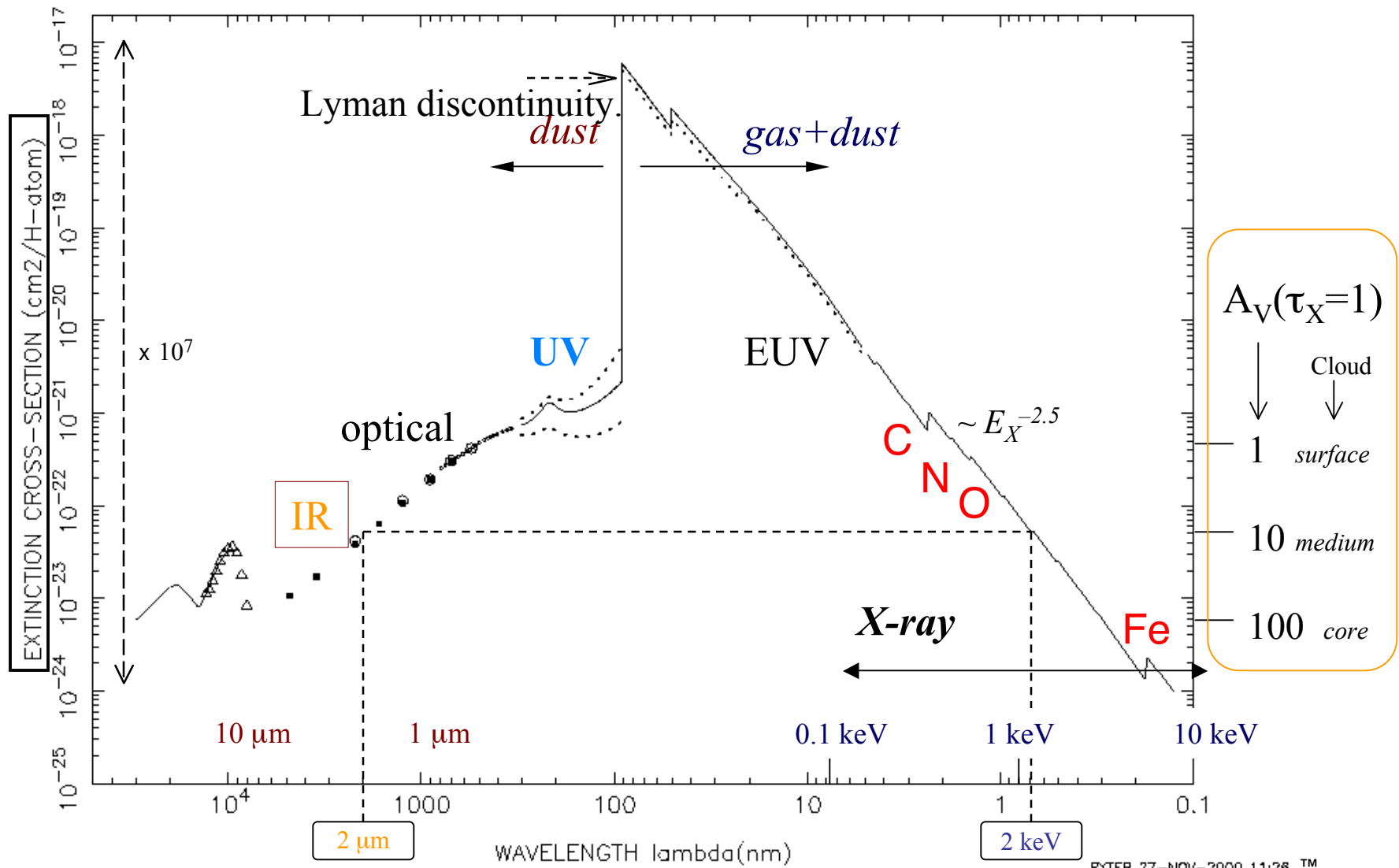
# Picture of A Rapidly Star Forming Galaxy

- The starburst region (center of figure) has a newly formed stellar population, (dark starred symbols), some still embedded in the parental clouds.
- dust and gas (dark-gray circles) from the previous generation of stars to the edges of the region is further out.
- The galaxy's diffuse ISM (light-gray circles) surrounds the starburst.
- Both the galactic and the starburst-associated dust are clumpy
- stellar light will often emerge from regions that are not necessarily spatially coincident (in projection) with those of the dust and ionized gas



**Taken from Calzetti 2000**

# Extinction - the Big Picture



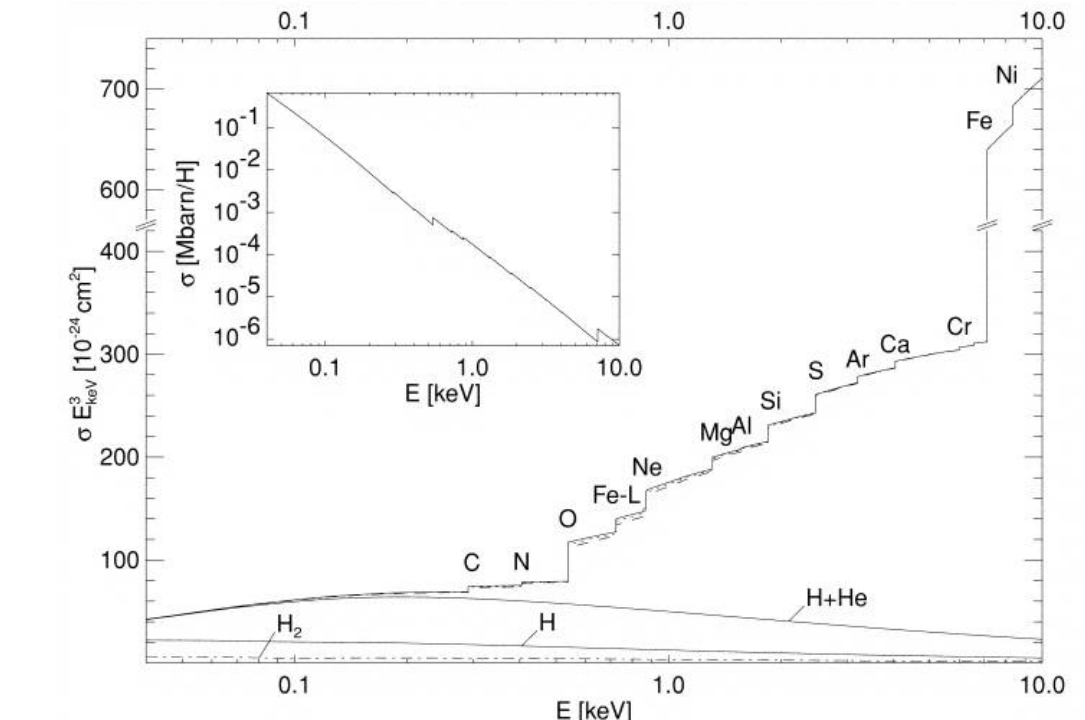
RYTER 27-NOV-2000 11:28 TM

T. Montmerle



# Extinction in the X-ray Band

- X-rays are absorbed by the K shell electrons of all elements and thus there can be significant x-ray absorption if the line of sight column density of material is large enough.
- Many rapidly star forming galaxies and active galaxies exhibit strong x-ray absorption .
- $I(E) = \exp(-\sigma_{\text{ism}}(E)N_{\text{H}})I_{\text{source}}(E)$

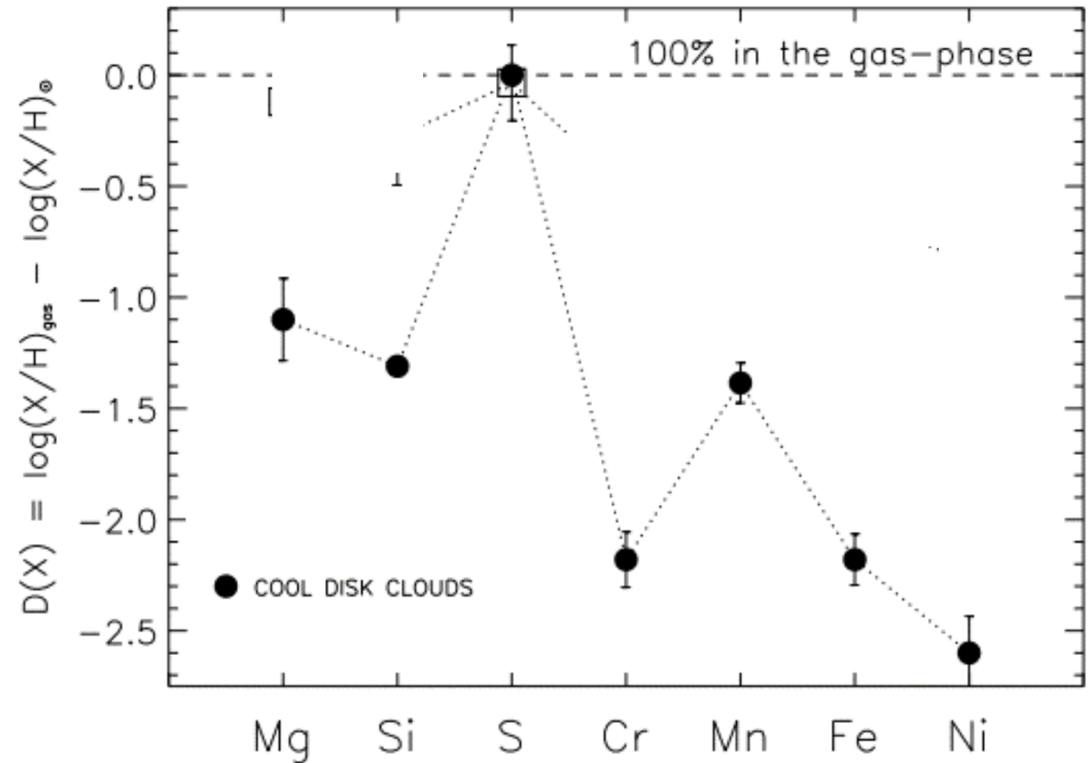


$\sigma_{\text{ism}}(E)$  x-ray abs cross section  $\propto E^3$

Wilms et al 2000

# Effects of Dust on Chemical Composition of ISM

- Dust 'depletes' the ISM of 'refractory' elements
- Elements like Mg, Si, Al, Ca, Ti, Fe, Ni are concentrated in interstellar dust grains.
- These depletions are caused by the atoms condensing into solid form onto dust grains. Their strengths are governed by the volatility of compounds that are produced: **effects can be big**
- dust grains contain approximately 70% of the Mg, 45% of the Si, and 75% of the Fe



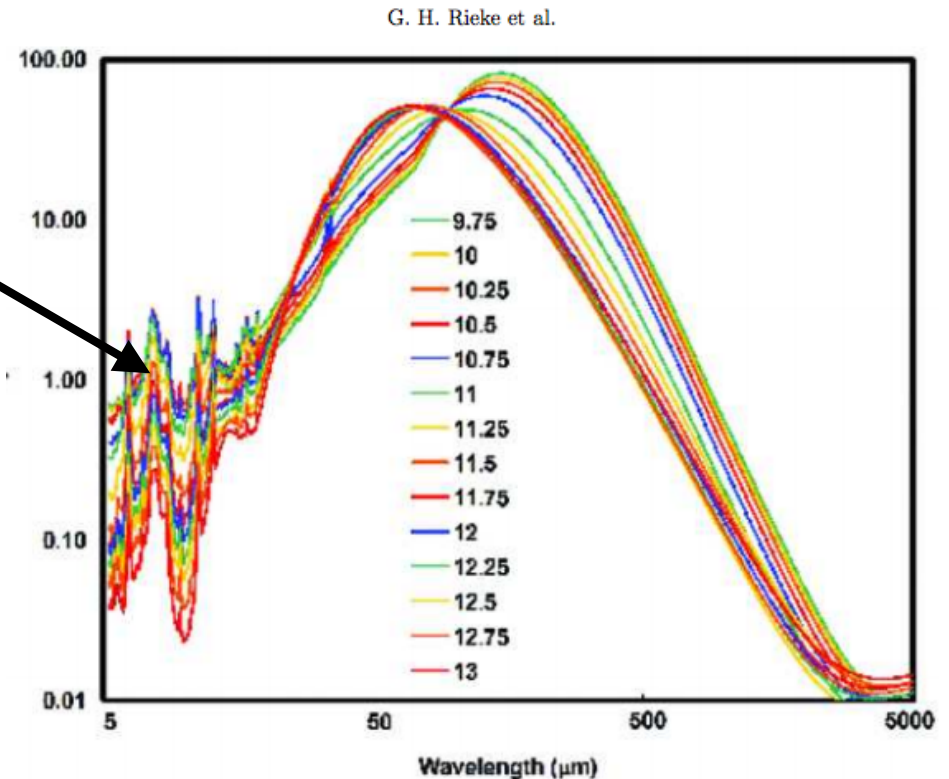
# What Heats the Dust

- in most galaxies, evolved stars (e.g. ages above 100–200 Myr) contribute significantly to the dust heating, which tends to cause the IR luminosity to overestimate the SFR.
- The fraction of dust heating from young stars varies by a large factor among galaxies; in extreme circumnuclear starburst galaxies or individual star-forming regions, nearly all of the dust heating arises from young stars,
- in evolved galaxies with low specific SFRs, the fraction can be as low as  $\sim 10\%$

# What Photons Does the Dust Emit

- It all depends...
  - 5-20 $\mu$  dominated by molecular bands arising from polycyclic aromatic hydrocarbons (PAHs)
  - $\lambda > 20 \mu$ , emission dominated by thermal continuum emission from the main dust grain population.
  - at  $\lambda > 60 \mu$ , emission from larger grains with steady state temperatures dominates

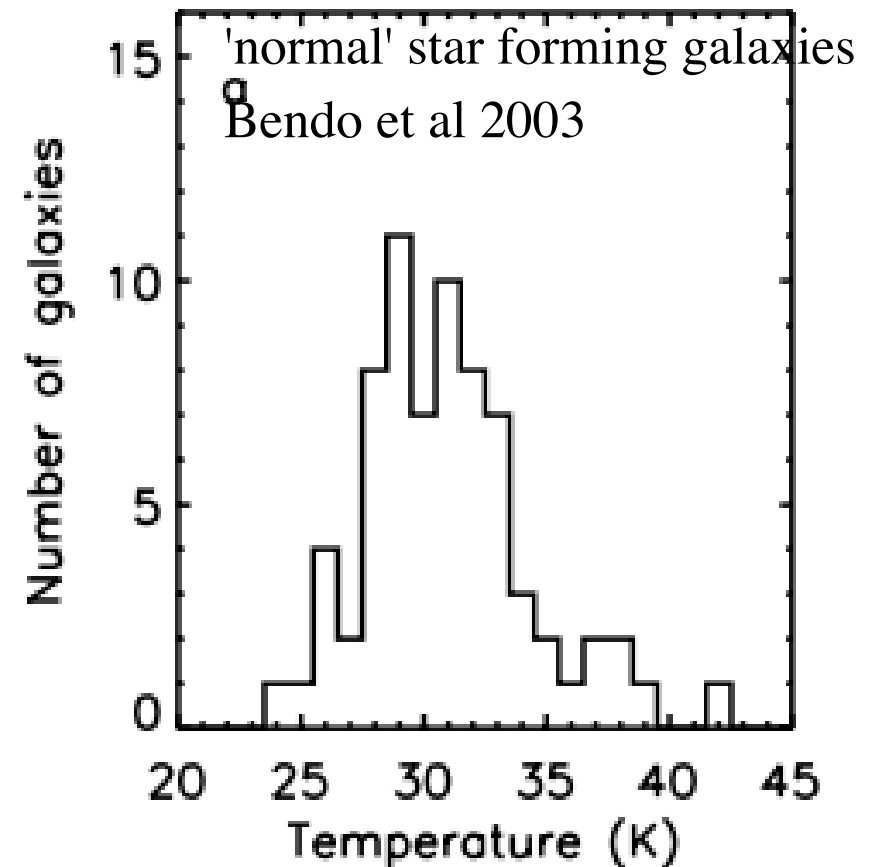
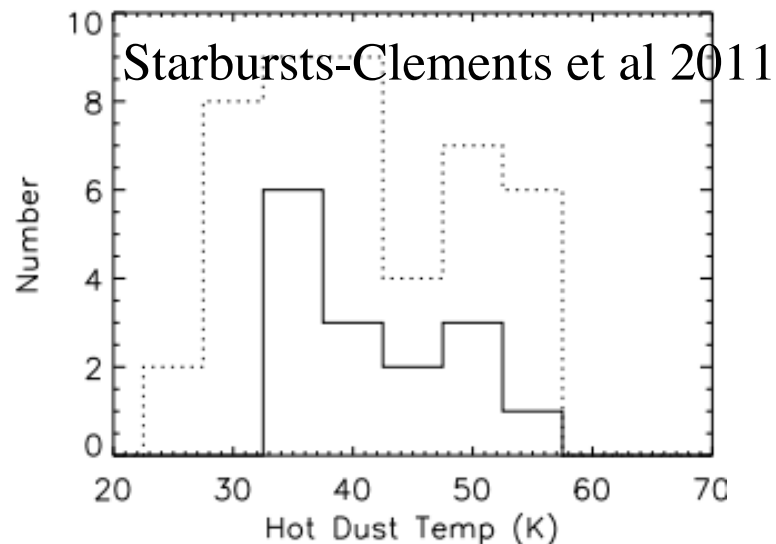
(Kennicutt and Evans 2012)



IR spectra of rapidly star forming galaxies over range of  $10^{3.25}$  in luminosity Rieke et al 2008  
Peak varies from  $\sim 40$ - $200 \mu$   
If use BB formula T varies by 5 ( $\lambda_{\text{max}} \sim 1/T$ )

# Dust Temperatures

- In 'normal' star forming galaxies dust temperatures are low  $\sim 30\text{K}$
- In rapid star forming galaxies in starburst galaxies, the peak of the SED shifts from  $100\text{-}200\ \mu\text{m}$  to the  $60\text{-}100\ \mu\text{m}$
- Remember  $L \sim A\sigma T^4$  so need a lot of area to get high luminosity at low temperatures-factor of 2 in  $T \rightarrow 16$  in  $L$



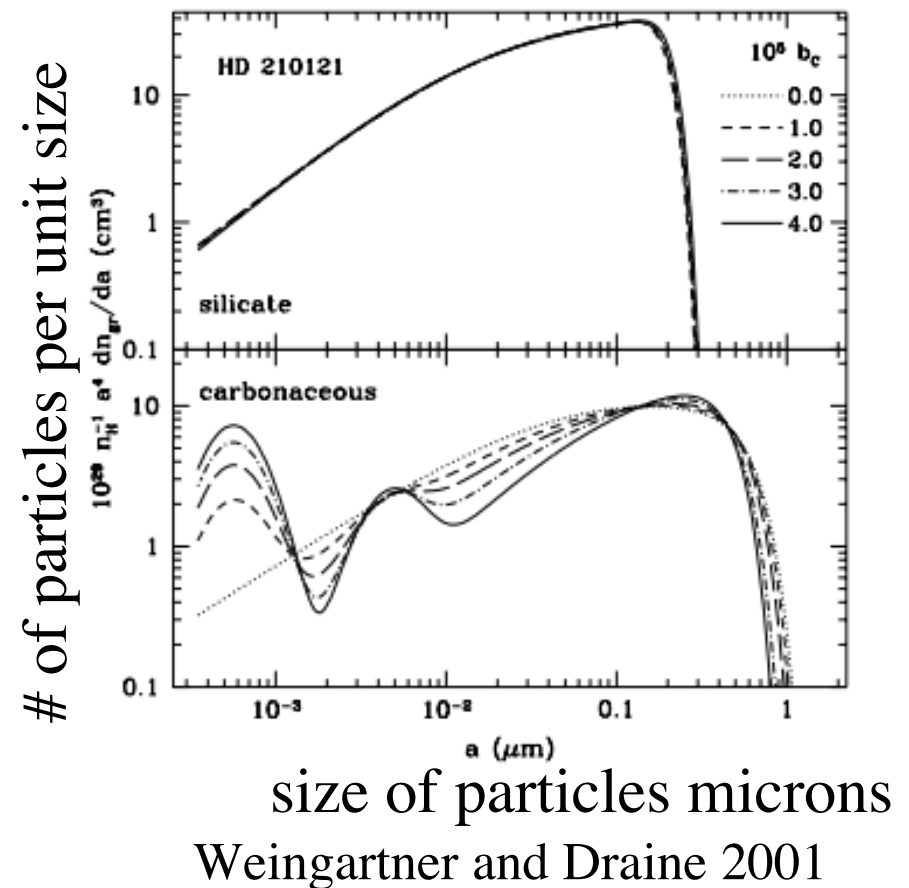
But spectra often not well described by single temperature (sum over many emission regions)

# Size of Dust

<http://ay201b.wordpress.com/2011/02/19/dust-grain-size-distributions-and-extinction-in-the-milky-way-large-magellanic-cloud-and-small-magellanic-cloud/>

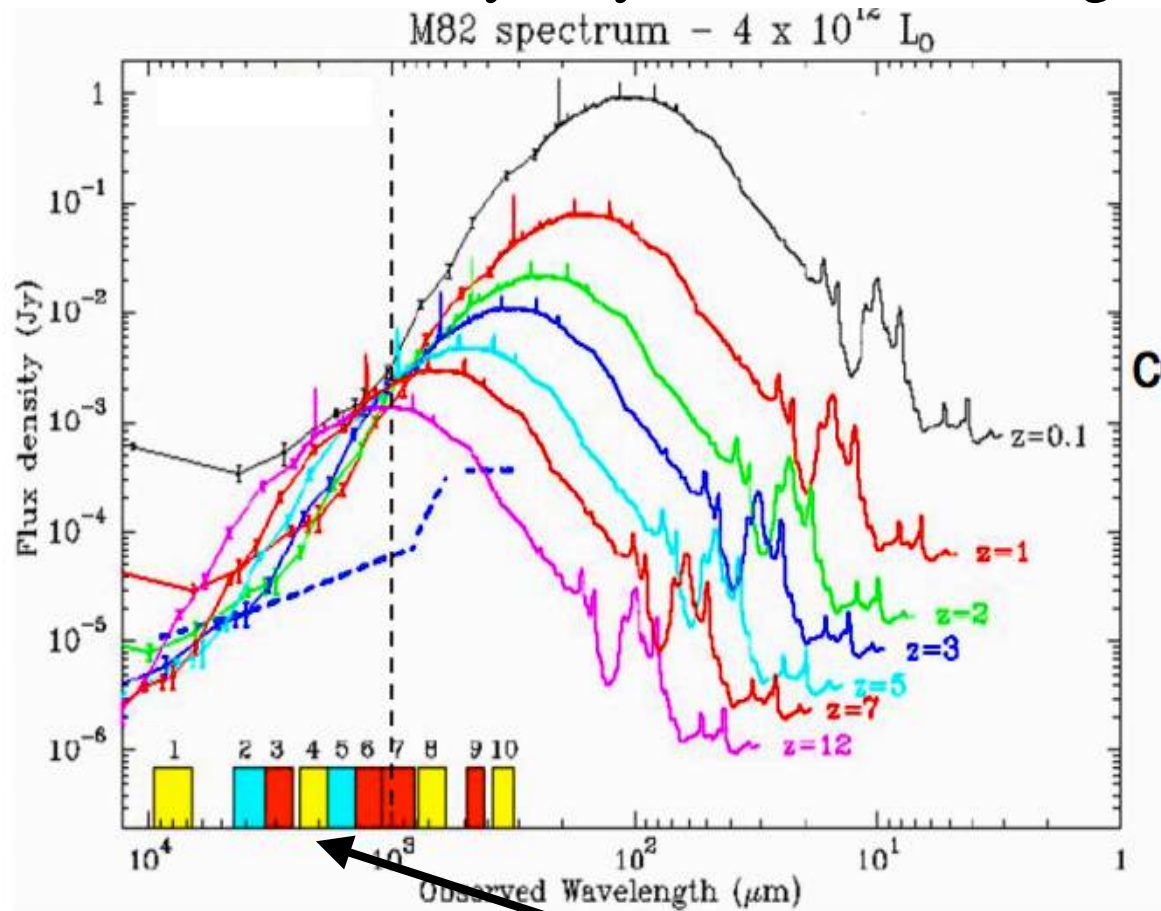
- Its all sizes :The size of dust grains along with composition and geometry determines
  - the extinction of light as it travels through a dust cloud
  - the emissivity of the grain for IR radiation.
- two main species of grains, silicate and carbonaceous. Silicates are produced in supernovae and carbonaceous grains in the winds of hot AGB stars .
- small grains come together to form large grains in dense clouds. collisions in shock waves can shatter the large grains and replenish the small grain population.
- the cutoff in the size distribution is limited by the timescales of coagulation, shattering, accretion, and erosion along with the proportion between PAH molecules (small grains) and graphite (large grains).

$$dn/da \sim a^{-3.5}$$



# In the High Z Universe Dust is Our Friend

- FIR emission from dust has a negative 'K' correction (the observed flux is only weakly dependent on distance)
- It is thus relatively easy to detect distant galaxies in the FIR



The steep submm  
SED counteracts  
the  $1/D^2$   
cosmological dimming

R. Maiolino