

DYNAMICAL INSTABILITIES IN HIGH-OBLIQUITY SYSTEMS

D. TAMAYO¹, J. A. BURNS², D. P. HAMILTON³, AND P. D. NICHOLSON¹¹ Department of Astronomy, Cornell University, Ithaca, NY 14853, USA; dtamayo@astro.cornell.edu² Department of Astronomy & College of Engineering, Cornell University, Ithaca, NY 14853, USA³ Department of Astronomy, University of Maryland, College Park, MD 20742, USA

Received 2012 August 20; accepted 2012 November 28; published 2012 ???

ABSTRACT

High-inclination circumplanetary orbits that are gravitationally perturbed by the central star can undergo Kozai oscillations—large-amplitude, coupled variations in the orbital eccentricity and inclination. We first study how this effect is modified by incorporating perturbations from the planetary oblateness. Tremaine et al. found that, for planets with obliquities $>68^\circ.875$, orbits in the equilibrium local Laplace plane are unstable to eccentricity perturbations over a finite radial range, and execute large-amplitude chaotic oscillations in eccentricity and inclination. In the hope of making that treatment more easily understandable, we analyze the problem using orbital elements, confirming this threshold obliquity. Furthermore, we find that orbits inclined to the Laplace plane will be unstable over a broader radial range, and that such orbits can go unstable for obliquities less than $68^\circ.875$. Finally, we analyze the added effects of radiation pressure, which are important for dust grains and provide a natural mechanism for particle semimajor axes to sweep via Poynting–Robertson drag through any unstable range. We find that generally the effect persists; however, the unstable radial range is shifted and small retrograde particles can avoid the instability altogether. We argue that this occurs because radiation pressure modifies the equilibrium Laplace plane.

Key words: celestial mechanics – planets and satellites: dynamical evolution and stability

1. INTRODUCTION

Satellites in inclined circumplanetary orbits that are subject to gravitational perturbations from the Sun can undergo large-amplitude eccentricity oscillations through the Kozai mechanism (Kozai 1962; Lidov 1962), often with catastrophic results (e.g., Carruba et al. 2002). As discussed below, such dramatic increases of eccentricity can occur as the pericenter slows its precession, allowing the solar tugs to systematically remove angular momentum from the orbit over part of the precession cycle. When the dominant perturbation is the Sun’s gravity, this halting of the pericenter can only be achieved for highly inclined orbits ($\gtrsim 40^\circ$). In this paper we consider situations where additional perturbations are also important, thereby providing new ways to slow pericenter precession and to consequently generate large eccentricities.

An important additional potential to consider is that due to the central planet’s oblateness. The study of this perturbation’s effect on satellites in combination with the Sun’s gravity dates back to investigations of Saturn’s moon Iapetus by Laplace (1805), and later, by Tisserand (1896). Allan & Cook (1964) subsequently generalized this analysis to an arbitrary number of perturbers. These works were limited to circular satellite orbits, for which the motion can be expressed in terms of elementary functions. In the general case of eccentric orbits, however, the evolution is no longer integrable. In the special circumstance where the obliquity is zero, Kozai (1963), found a class of solutions where the argument of pericenter librates around $\pm 90^\circ$, qualitatively similar to Kozai cycles. Lidov & Yarskaya (1974) tabulate and explore the integrable cases in the problem.

Kudielka (1994) and Vashkov’yak (1996) built on these works and discovered solutions where most or all of the orbital elements remained stationary. However, they limited their analysis to low obliquities, applicable to the Earth–Moon system. Tremaine et al. (2009), henceforth TTN, analyzed the full range of obliquities and found the stationary solutions for

both circular and eccentric orbits. They further provide maps of the stability of these equilibria to eccentricity and angular momentum perturbations. Most importantly for this paper, they discovered that orbits around planets with obliquities $>68^\circ.875$ undergo chaotic, large-amplitude oscillations in eccentricity and in inclination over the radial range from the planet where the two perturbations are comparable (see Figure 9 in Tremaine et al. 2009). For a visualization of the effect, see the orbital histories shown in the figures below.

In this paper, we first investigate this case (including oblateness and gravitational solar perturbations) in a manner complementary to TTN. We use orbital elements in preference to TTN’s vector approach, and we derive our results from the simple condition that the pericenter be able to halt, rather than from the stability of the Laplace surface. We thereby sacrifice some mathematical elegance and generality in order to provide a more physically intuitive picture. In Section 3 we extend the work of TTN, which only considers orbits in the equilibrium plane, to consider the general case of orbits inclined to this Laplace plane.

Although each added perturbation greatly increases the system’s complexity, in Section 4 we incorporate radiation pressure so as to be able to study the motion of dust grains, for which such forces matter (Burns et al. 2001). Most importantly, radiation forces generate Poynting–Robertson (P-R) drag. P-R drag causes an orbit’s semimajor axis to decay (Burns et al. 1979), allowing it to sweep through the radial range from the planet in which the eccentricity becomes unstable. We investigate whether radiation pressure’s additional effects alter this unstable radial range or are even capable of stabilizing particle orbits against the instability found by TTN.

2. EVOLUTION UNDER PERTURBATIONS FROM SOLAR GRAVITY AND PLANETARY OBLATENESS

2.1. Kozai Oscillations

We start by reviewing the features of the Kozai mechanism that are essential to our work in order to motivate the strategy

pursued in the rest of the paper. In our context, Kozai oscillations result solely from the Sun’s gravitational perturbations on a body in an inclined circumplanetary orbit.

From a planetocentric perspective, the Sun “orbits” the planet in the latter’s orbital plane; to avoid confusion with the particle’s orbital plane, we will hereafter refer to the planet’s orbital plane as the “ecliptic” (even though the latter term strictly refers to the Earth’s orbital plane). When interested in secular timescales much longer than the planet’s and particle’s orbital periods, one can time-average over the Sun’s and particle’s orbits and treat their masses as distributions smeared over their paths in the sky. Furthermore, since a circumplanetary particle lies much closer to the planet than to the Sun, it is usually sufficient to take only the leading quadrupole term in an expansion of the solar potential in powers of a/a_p , where a is the circumplanetary particle’s semimajor axis, and a_p is the planet’s semimajor axis. We point out, however, that Katz et al. (2011), Naoz et al. (2011) and Lithwick & Naoz (2011) have found that including the octupole term can introduce qualitatively different phenomena including flips from prograde to retrograde orbits, and eccentricities arbitrarily close to unity. In the limit where the circumplanetary particle’s mass is negligible, they find that the octupole correction can be ignored when $\epsilon_M \ll 1$, where

$$\epsilon_M = \left(\frac{a}{a_p}\right) \left(\frac{e_p}{1 - e_p^2}\right), \quad (1)$$

and e_p is the planet’s orbital eccentricity. In this paper we consider only the Sun’s quadrupole potential, and our results are therefore only applicable to cases where $\epsilon_M \ll 1$.

The secular problem truncated at quadrupole order was first analyzed by Kozai (1962) and Lidov (1962). We choose to work with the orbital elements $(a, e, i, \Omega, \omega)$. The equations of motion in these variables are given by (Innanen et al. 1997; Carruba et al. 2002, though see an erratum common to both papers in Carruba et al. 2003):

$$\frac{de}{dt} = \frac{15\epsilon_\odot n}{8} e(1 - e^2)^{1/2} \sin^2 i_E \sin 2\omega_E, \quad (2)$$

$$\frac{di_E}{dt} = -\frac{15\epsilon_\odot n}{16} e^2(1 - e^2)^{-1/2} \sin 2\omega_E \sin 2i_E, \quad (3)$$

$$\frac{d\omega_E}{dt} = \frac{3\epsilon_\odot n}{4} (1 - e^2)^{-1/2} [2(1 - e^2) + 5\sin^2 \omega_E (e^2 - \sin^2 i_E)], \quad (4)$$

where n is the particle’s mean motion, e is the particle orbit’s eccentricity, ω_E its argument of pericenter, and i_E its inclination to the ecliptic, in which the Sun moves. The subscript E has been added to the angular quantities to emphasize that they are measured relative to the ecliptic plane. The quantity ϵ_\odot characterizes the strength of the solar perturbation relative to the dominant planetary gravity and depends on the distance from the planet; it is given by

$$\epsilon_\odot = \frac{M_\odot a^3}{M_p a_p^3 (1 - e_p^2)^{3/2}}, \quad (5)$$

where M_p and M_\odot are the planet’s and Sun’s masses, respectively.

The fact that the Sun has been averaged over its orbit and that the potential it creates is therefore time-independent

means that energy (and thus a) is conserved. Furthermore, Kozai (1962) realized that the problem’s symmetry guaranteed the conservation of the component of angular momentum perpendicular to the ecliptic, $L_z = \sqrt{GM_p a(1 - e^2)} \cos i_E$, where G is the gravitational constant. This renders the system a one-degree-of-freedom, integrable system in the (e, ω_E) plane, i.e., one can divide Equation (2) by Equation (4), eliminate i_E using L_z , and solve for e as a function of ω_E . For initial values of $\Theta = \sqrt{1 - e^2} \cos i_E < 3/5$ ($i_E > 39^\circ.2$ for $e \ll 1$), a stable equilibrium solution exists where e , i_E , and ω_E are stationary. In this case, the phase portrait in the (e, ω_E) plane consists of two types of solutions: (1) ones that trace out paths around the stationary point so that ω_E librates between minimum and maximum values, and (2) ones where ω_E circulates. For $\Theta > 3/5$, no stationary point exists, and only circulating solutions are possible. These behaviors can be seen in Figures 2–8 of Kozai (1962) and Figure 2 of Carruba et al. (2002).

More qualitatively, Equation (2) indicates that the pericenter’s orientation within the orbital plane (given by ω_E) determines whether the eccentricity grows or shrinks. Normally ω_E circulates swiftly, as the term in brackets in Equation (4) is roughly constant for small e and i . This results in a small-amplitude eccentricity oscillation (due to the $\sin 2\omega_E$ term in Equation (2)). However, if $d\omega_E/dt$ ever approaches zero in an orientation where $\sin 2\omega_E > 0$, the eccentricity can grow to large values. This can occur in the Kozai problem whenever the relative inclination, i_E , between the particle’s orbit and the distant perturber’s orbit is significant. For small eccentricities, Equation (4) indicates that $d\omega_E/dt$ equals zero for some values of ω_E when $\sin^2 i_E > 2/5$ (i.e., $i_E > 39^\circ.2$).

Large inclinations to the ecliptic therefore provide one way for the eccentricity of circumplanetary orbits to grow to large values; however, adding other perturbations may allow for additional possibilities.

2.2. Adding Planetary Oblateness (J_2)

A planet’s oblateness, represented by its J_2 coefficient, causes pericenter precession but does not produce secular effects on an orbit’s eccentricity or inclination (e.g., Danby 1962). One can therefore imagine that orbital configurations may exist in which the ω_E precession from J_2 cancels that from the Sun, making ω_E constant and allowing the eccentricity to grow to large values according to Equation (2).

The conservation of L_z mentioned in the previous section is due to the quadrupole potential’s azimuthal symmetry, and this causes the eccentricity and inclination evolution to be coupled (Kozai 1962). But when one adds planetary oblateness, which is invariant about a different axis (the planet’s spin pole), this symmetry of the classical Kozai case is destroyed. Hence, the eccentricity and inclination become decoupled, and the optimal choice of a reference plane from which to measure all angles is no longer obvious.

An appropriate choice is the local Laplace plane, which lies between the planet’s equatorial plane and the ecliptic. If a particle on a circular orbit has its orbital plane align with this equilibrium plane, the torques from the Sun and J_2 balance so that the orbit’s angular momentum vector remains fixed, and the orbital plane does not precess (Allan & Cook 1964). A circular orbit *not* aligned with the local Laplace plane will have its orbital axis precess around the equilibrium Laplace plane axis (see Figure 1). This represents a compromise between the particle orbit attempting to precess around both the planet’s spin axis and the Sun’s orbital axis.

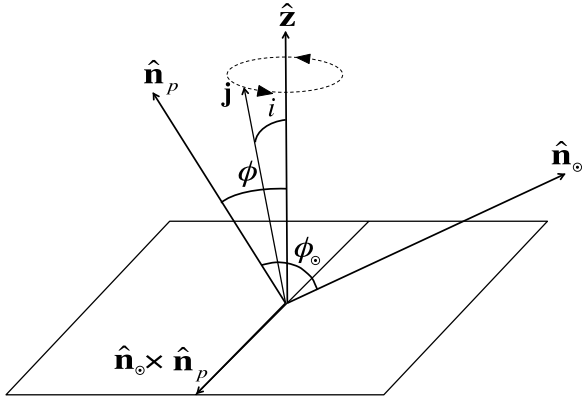


Figure 1. Normal to the local Laplace plane \hat{z} lies between, and is coplanar with, the planet’s spin pole \hat{n}_p and the ecliptic normal \hat{n}_\odot . The normal to an arbitrary particle’s orbit plane \mathbf{j} will precess around \hat{z} at approximately constant inclination i , sweeping out a cone. The obliquity ϕ_\odot is simply the angle between the vectors \hat{n}_p and \hat{n}_\odot , and ϕ represents the angle between \hat{n}_p and the \hat{z} axis. As the semimajor axis changes and the relative strengths of the Sun’s and planet’s perturbations vary, the Laplace plane will shift, and ϕ will vary.

More generally, the orbit normals of eccentric orbits will wobble as they undergo their precession cycle since their changing distance from the planet means they “sense” a range of Laplace planes. We note that even in cases where the *orbital plane* itself does not precess, the *pericenter* may still precess within that orbital plane. It is specifically the ability of the *pericenter* to halt that gives rise to large eccentricities, as argued in the first paragraph of this section.

Because the strengths of the two relevant perturbations vary differently with distance from the planet, the local Laplace plane shifts as the particle’s semimajor axis varies. Near the planet, where the torques on the orbit are predominantly caused by oblateness, the Laplace plane nearly coincides with the planet’s equatorial plane. Far from the planet, where solar torques dominate, the Laplace plane aligns closely with the ecliptic (in which the Sun “moves”). Between these limits, the Laplace plane takes on intermediate orientations, generating a warped Laplace surface. The Laplace plane at a given semimajor axis is the tangent plane to the Laplace surface. The transition of the Laplace surface from the ecliptic to the equatorial plane occurs approximately at the distance where the torques from the solar tides and J_2 are equal. Omitting factors of order unity, this distance is often referred to as the Laplace radius and is given by Goldreich (1966),

$$r_L^5 = J_2 R_p^2 a_p^3 (1 - e_p^2)^{3/2} \frac{M_p}{M_\odot}, \quad (6)$$

where R_p and M_p are the planet’s radius and mass, and M_\odot , a_p , and e_p were previously defined. For particles orbiting at large distances from any existing inner satellites, one can treat the inner moons’ effect as a further contribution to the planetary J_2 , where (see, e.g., TTN),

$$J_2' R_p^2 \equiv J_2 R_p^2 + \frac{1}{2} \sum_{i=1}^n a_i^2 m_i / M_p, \quad (7)$$

where J_2' is the effective J_2 , and the a_i and m_i are the moons’ semimajor axes and masses, respectively. Any subsequent references to a planet’s J_2 in this paper should be understood as the effective J_2 that includes any inner satellites’ contribution to the quadrupole potential.

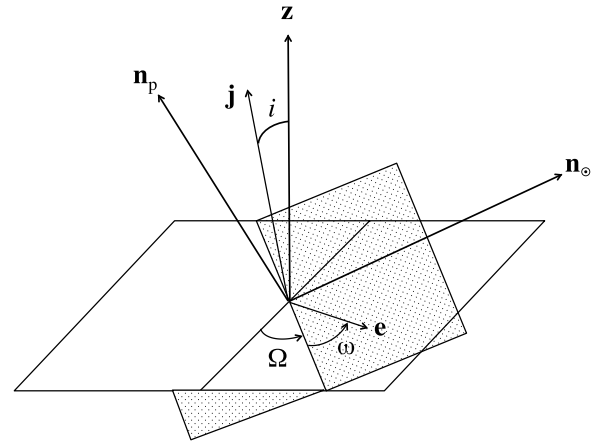


Figure 2. Reference plane (white) is the local Laplace plane. \hat{n}_p is the planet’s spin pole and \hat{n}_\odot the ecliptic pole. The particle’s orbital plane (shaded) is defined by its orbit normal \mathbf{j} , which can be given in terms of the orbit’s inclination i and longitude of the ascending node Ω . The orientation of the orbit (not shown) within the orbital plane is defined by the so-called eccentricity vector, which points toward pericenter \mathbf{e} , and is parameterized by the argument of pericenter ω , measured along the shaded orbital plane, from the line of ascending node. We choose to measure the longitude of the ascending node Ω from the direction defined by $\hat{n}_\odot \times \hat{n}_p$. Note that \mathbf{j} and \mathbf{e} are not unit vectors.

An important dynamical feature for particle orbits decaying slowly compared to the precession timescale (e.g., through P-R drag) is that the orbital inclination to the local Laplace plane remains roughly constant (Goldreich 1965). This means that a decaying particle orbit starting far from the primary in the planet’s orbital plane (which coincides here with the local Laplace plane) will have its orbital plane follow the Laplace plane as the latter shifts on its way inward toward the planet.

Following TTN, we neglect any variations in \hat{n}_\odot , as well as the precession of \hat{n}_p due to the torques on the equatorial bulge from the Sun and other planets. The latter timescale is generally much longer than a circumplanetary orbit’s precession period, in which case it can be safely ignored (Goldreich 1965).

2.3. The Disturbing Potential

We now derive the disturbing potential using orbital elements and TTN’s notation. The obliquity ϕ_\odot and the variable ϕ are defined in Figure 1, whereas the remaining quantities are shown in Figure 2.

The eccentricity vector \mathbf{e} points toward pericenter and has a magnitude given by the orbit’s eccentricity. The vector \mathbf{j} lies along the orbit normal and has a magnitude chosen as $\sqrt{1 - e^2}$, so that $\mathbf{j} \cdot \mathbf{e} = 0$ and $j^2 + e^2 = 1$. We choose to measure the longitude of the ascending node Ω from the direction along $\hat{n}_\odot \times \hat{n}_p$.

The perturbing potentials (averaged over both the particle and solar orbits) are (see Equation (12) in TTN):

$$\begin{aligned} \Psi_p &= \frac{\epsilon_p}{4(1 - e^2)^{5/2}} [1 - e^2 - 3(\mathbf{j} \cdot \hat{n}_p)^2] \\ \Psi_\odot &= \frac{3\epsilon_\odot}{8} [5(\mathbf{e} \cdot \hat{n}_\odot)^2 - (\mathbf{j} \cdot \hat{n}_\odot)^2 - 2e^2], \end{aligned} \quad (8)$$

where Ψ_p and Ψ_\odot represent potentials non-dimensionalized by the factor GM_p/a . The quantity ϵ_\odot was defined in Equation (5) and ϵ_p is given by

$$\epsilon_p = \frac{J_2 R_p^2}{a^2}. \quad (9)$$

Since our aim is to approach the problem using orbital elements, we employ them to rewrite the three scalar products in Equations (8). This is perhaps easiest to do by first writing \mathbf{j} , $\hat{\mathbf{n}}_p$, $\hat{\mathbf{n}}_\odot$ and \mathbf{e} in terms of their Cartesian components. This process yields

$$\begin{aligned} \mathbf{j} \cdot \hat{\mathbf{n}}_p &= (1 - e^2)^{1/2} (\cos \phi \cos i + \sin \phi \sin i \cos \omega) \\ \mathbf{j} \cdot \hat{\mathbf{n}}_\odot &= (1 - e^2)^{1/2} [\cos(\phi_\odot - \phi) \cos i \\ &\quad - \sin(\phi_\odot - \phi) \sin i \cos \Omega] \\ \mathbf{e} \cdot \hat{\mathbf{n}}_\odot &= e [\sin(\phi_\odot - \phi) (\cos i \cos \Omega \sin \omega \\ &\quad + \cos \omega \sin \Omega) + \cos(\phi_\odot - \phi) \sin i \sin \omega]. \end{aligned} \quad (10)$$

Substituting into Equations (8), we obtain the dimensionless disturbing function $R = -(\Psi_p + \Psi_\odot)$,

$$\begin{aligned} R &= -\frac{3\epsilon_\odot}{8} \left\{ \frac{2}{3(1 - e^2)^{3/2}} \left(\frac{r_L}{a}\right)^5 \right. \\ &\quad \times [1 - 3(\cos \phi \cos i + \sin \phi \sin i \cos \Omega)^2] \\ &\quad + 5e^2 [\sin(\phi_\odot - \phi) (\cos i \cos \Omega \sin \omega \\ &\quad + \cos \omega \sin \Omega) + \cos(\phi_\odot - \phi) \sin i \sin \omega]^2 \\ &\quad - (1 - e^2) (\cos(\phi_\odot - \phi) \cos i \\ &\quad \left. - \sin(\phi_\odot - \phi) \sin i \cos \Omega)^2 - 2e^2 \right\}, \end{aligned} \quad (11)$$

where we have written the potential only in terms of ϵ_\odot in order to explicitly bring out the dependence on the semimajor axis a relative to the Laplace radius r_L (note that from Equations (6), (9), and (5), $\epsilon_p/\epsilon_\odot = (r_L/a)^5$).

Implicit in Equation (11) is a relation between a , ϕ and ϕ_\odot , since the semimajor axis sets the location of the local Laplace plane and therefore of the \mathbf{z} axis (see Figure 2). Changing a therefore alters ϕ . The transcendental equation that connects these quantities is (Tremaine et al. 2009)

$$\tan 2\phi = \frac{\sin 2\phi_\odot}{\cos 2\phi_\odot + 2(r_L/a)^5}. \quad (12)$$

Equation (12) has four solutions in a 2π interval: ϕ , $\phi + \pi$, and $\phi \pm \pi/2$. The solution corresponding to the classical Laplace equilibrium has the property $\phi \rightarrow \phi_\odot$ for $a \gg r_L$. Orbits locally aligned with this surface are stable to small perturbations in their orientation. The other two solutions 90° away are always unstable: if the orbit plane is displaced slightly from either of these directions, it will precess about the stable solutions; we therefore do not discuss them further (see TTN).

Equation (11) is equivalent to the disturbing function in Equation (1.3) of Lidov & Yarskaya (1974), which is instead referenced to the ecliptic. The two are simply related by a rotation by $\phi_\odot - \phi$ about the x -axis, where ϕ is given by Equation (12).

2.4. Dynamics in the Laplace Plane

While orbits in the classical Laplace plane are always stable against perturbations to their orbit normal, they are not always stable to small changes in their eccentricity. We now find the radial distance at which the Laplace plane becomes unstable to such eccentricity perturbations by considering the limit $i \rightarrow 0$. As the orbital plane approaches the Laplace plane, however, Ω becomes ill-defined. One therefore typically switches to the

variable $\varpi = \Omega + \omega$, which smoothly approaches the angle between $\hat{\mathbf{n}}_\odot \times \hat{\mathbf{n}}_p$ and pericenter (see Figure 2).

Before continuing, we wish to relate the angular variables to ω_E , since Equation (2) shows that it is specifically the halting of ω_E that can create large eccentricities. Careful inspection of Figure 2 shows that orbits in the Laplace plane (the white reference plane) must intersect the ecliptic plane (not shown but perpendicular to $\hat{\mathbf{n}}_\odot$) along the vector $\hat{\mathbf{n}}_\odot \times \hat{\mathbf{n}}_p$. If we make the same choice of $\hat{\mathbf{n}}_\odot \times \hat{\mathbf{n}}_p$ as the arbitrary reference direction in the ecliptic plane, this means that orbits in the Laplace plane always satisfy $\Omega_E = 0$. The angle ω_E is then just the angle from $\hat{\mathbf{n}}_\odot \times \hat{\mathbf{n}}_p$ to pericenter, or ϖ . Therefore, for orbits in the Laplace plane, we set $i = 0$ in Equation (11) and, writing $\Omega + \omega = \omega_E$, we obtain

$$\begin{aligned} R &= -\frac{3\epsilon_\odot}{8} \left\{ \frac{2}{3(1 - e^2)^{3/2}} \left(\frac{r_L}{a}\right)^5 (1 - 3\cos^2 \phi) + 5e^2 \sin^2 \right. \\ &\quad \left. \times (\phi_\odot - \phi) \sin^2 \omega_E - (1 - e^2) \cos^2(\phi_\odot - \phi) - 2e^2 \right\}. \end{aligned} \quad (13)$$

We can now employ Lagrange's planetary equations to find the orbital elements' time evolution. The equation for the eccentricity is (cf. Murray & Dermott 1999, p. 251, noting that we have non-dimensionalized R and that over-dots denote time derivatives),

$$\frac{\dot{e}}{n} = -\frac{(1 - e^2)^{1/2}}{e} \frac{\partial R}{\partial \varpi} = -\frac{(1 - e^2)^{1/2}}{e} \frac{\partial R}{\partial \omega_E}, \quad (14)$$

where we have ignored a term involving the mean longitude at epoch that disappears in our orbit-averaged equations. Plugging Equation (13) into this equation,

$$\frac{\dot{e}}{n} = \frac{15}{8} \epsilon_\odot e (1 - e^2)^{1/2} \sin^2(\phi_\odot - \phi) \sin 2\omega_E. \quad (15)$$

Since we are considering orbits in the Laplace plane, \mathbf{j} lies along $\hat{\mathbf{z}}$ in Figure 1, and since i_E refers to the angle between \mathbf{j} and the ecliptic axis $\hat{\mathbf{n}}_\odot$, $i_E = \phi_\odot - \phi$. Hence Equation (15) matches the classical Kozai result (Equation (2)). This is what one would expect as the planet's oblateness does not contribute secularly to the eccentricity evolution (e.g., Danby 1962).

The precession of pericenter i_s is altered by the planet's oblateness, however. The appropriate equation is (cf. Murray & Dermott 1999, p. 251),

$$\frac{\dot{\omega}_E}{n} = \frac{\dot{\varpi}}{n} = \frac{(1 - e^2)^{1/2}}{e} \frac{\partial R}{\partial e}, \quad (16)$$

where we have omitted a term $\propto \partial R / \partial i$ that vanishes in the limit $i \rightarrow 0$. Again substituting for R from Equation (13),

$$\begin{aligned} \frac{\dot{\omega}_E}{n} &= \frac{3\epsilon_\odot (1 - e^2)^{1/2}}{4} \left\{ 2 - 5 \sin^2(\phi_\odot - \phi) \sin^2 \omega_E \right. \\ &\quad \left. - \cos^2(\phi_\odot - \phi) - \frac{1}{(1 - e^2)^{5/2}} \left(\frac{r_L}{a}\right)^5 [1 - 3 \cos^2 \phi] \right\}. \end{aligned} \quad (17)$$

In the limit $a \ll r_L$, $\phi \rightarrow 0$, and $\dot{\omega}_E \rightarrow (3/2)\epsilon_p(1 - e^2)^{-2}$ (where, once again from below Equation (11), $(r_L/a)^5 =$

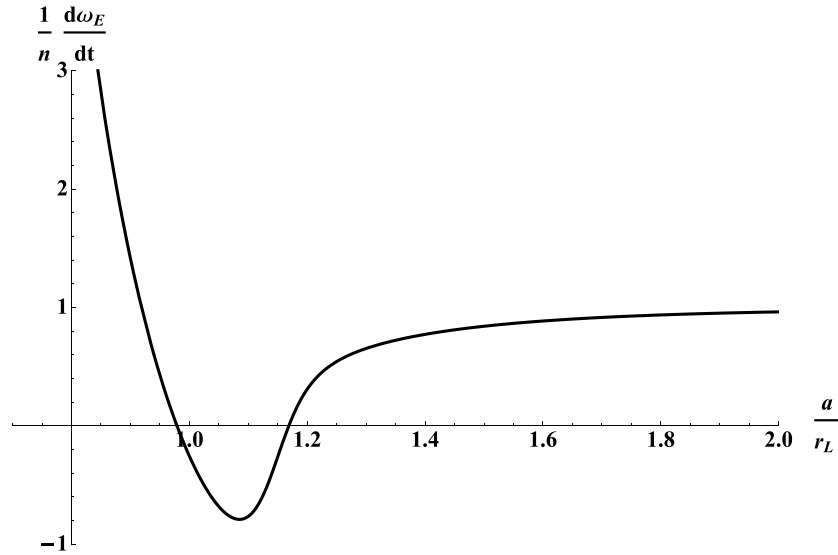


Figure 3. For low eccentricities, the minimum $\dot{\omega}_E/n$ (at $\omega_E = \pm 90^\circ$ in Equation (17)) as a function of semimajor axis. The semimajor axis is in units of the Laplace radius $r_L \approx 64R_p$ for Uranus (Equation (6)). The non-dimensionalized precession rate is expressed as a fraction of the rate for $a \gg r_L$ ($\dot{\omega}_E/n = 3\epsilon_\odot/4$). In the radial range where $(\dot{\omega}_E/n)_{\min} < 0$, $\dot{\omega}_E/n$ will cross through 0 for certain values of ω_E . In this radial range, the Laplace plane is unstable to eccentricity perturbations.

$\epsilon_p/\epsilon_\odot$). This matches the rate of precession $\dot{\omega}_p$ for the longitude of pericenter relative to the planet's equatorial plane due to oblateness (Danby 1962). In the limit $a \gg r_L$, $\phi_\odot \rightarrow \phi$ (Equation (12)) and $\dot{\omega}_E \rightarrow (3/4)\epsilon_\odot(1 - e^2)^{1/2}$. Since we have restricted ourselves to orbits in the Laplace plane, this does not agree with Equation (4); rather it provides the rate one would obtain solely from solar perturbations after imposing the Laplace-plane condition that $\Omega_E = 0$ (see the paragraph preceding Equation (13)).

Recall that inducing large eccentricity amplitudes relies on the pericenter precession rate approaching zero, i.e., keeping ω_E constant (cf. Equation (2)). In the above two limiting cases, $\dot{\omega}_E > 0$, so if $\dot{\omega}_E$ is to cross through zero, it must do so at intermediate semimajor axes. To find the least stringent condition for the pericenter to lock, one can pick the most unstable configuration (i.e., the orientation that generates the largest negative terms). As in the Kozai case, this corresponds to $\sin^2 \omega_E = 1$, i.e., $\omega_E = \pm 90^\circ$. Setting $\dot{\omega}_E = 0$ in Equation (17) with $\omega_E = \pm 90^\circ$ yields, to first order in e ,

$$\frac{3\epsilon_\odot}{4} \left\{ 1 - 4 \sin^2(\phi_\odot - \phi) - \left(\frac{r_L}{a}\right)^5 [1 - 3 \cos^2 \phi] \right\} = 0. \quad (18)$$

One cannot analytically find a solution for a since ϕ , ϕ_\odot and a are all related through the transcendental relation in Equation (12). But one can see that $4 \sin^2(\phi_\odot - \phi)$ will only be large for ϕ far from ϕ_\odot , and the last term (from J_2) is only negative for $\phi \gtrsim 55^\circ$. Since ϕ is bounded to be between zero and the obliquity ϕ_\odot (see Figure 2), this suggests that high obliquities are required for $\dot{\omega}_E$ to drop below zero. It also means that the roots of Equation (18) (if they exist) should be close to r_L , since this is where the Laplace plane transitions and is the only situation where $\phi_\odot - \phi$ and r_L/a are simultaneously appreciable.

When Equation (18) is solved numerically for various ϕ_\odot , no solution appears for $\phi_\odot < 68^\circ.875$. Below this obliquity, orbits are therefore always stable. Beyond this threshold obliquity, however, the pericenter can halt for a range in a , thereby generating large-amplitude eccentricity oscillations; our value for the critical ϕ_\odot agrees with that derived differently by TTN.

2.5. Uranus: a Case Study

Uranus is a solar system example with an extreme obliquity ($\phi_\odot \approx 98^\circ$) beyond the threshold value of $68^\circ.875$. Hence, circumplanetary particles within a certain semimajor axis range will generate large eccentricity values. This unstable range is depicted in Figure 3, which prescribes the minimum non-dimensionalized precession rate $\dot{\omega}_E/n$ as given by Equation (17) for low eccentricities and $\omega_E = \pm 90^\circ$, plotted versus semimajor axis (using Equation (12) to solve for ϕ).

Figure 3 shows that a circular orbit lying in the classical Laplace plane will be unstable in the approximate range $0.93r_L < a < 1.17r_L$. In the case of Uranus, the effective J_2 including the contribution of the inner satellites is approximately 0.019 (Equation (7)), $r_L \approx 64R_p$, and the unstable range translates to $59.5R_p < a < 74.9R_p$.

Figure 4 displays a numerical integration of a nearly circular orbit (initial eccentricity of 10^{-6}) started far from the planet in the ecliptic (coincident with the local Laplace plane). The particle is then slowly brought inward according to $a = a_0 e^{-t/\tau}$, where $\tau = 2.5$ Myr. This interval is much longer than the secular timescale on which the orbit evolves of ~ 0.01 Myr. The functional form for the semimajor-axis decay was chosen to match that for P-R drag (Burns et al. 1979); this is simply for consistency with Figure 6 where we consider small particles that are subject to this dissipative force. Uranus' orbit is taken as circular, and the whole third body effect of the Sun is included. As our later integrations will include radiation pressure, we used the well-established dust integrator dI for all our numerical simulations (Hamilton 1993; Hamilton & Krivov 1996; Hamilton 1996; Hamilton & Krüger 2008; Tamayo et al. 2011; Jontof-Hutter & Hamilton 2012a, 2012b).

Since the particle starts in the ecliptic, the inclination relative to the ecliptic i_E begins at zero. As the orbit approaches the Laplace radius ($64 R_p$), the inclination follows the local Laplace plane toward Uranus' equatorial plane. However, both the eccentricity and inclination become unstable immediately upon entering the unstable range at $\approx 74.9R_p$. One can see this corresponds to the point where ω_E (bottom panel) stops precessing (at the maximally unstable orientation of 270°).

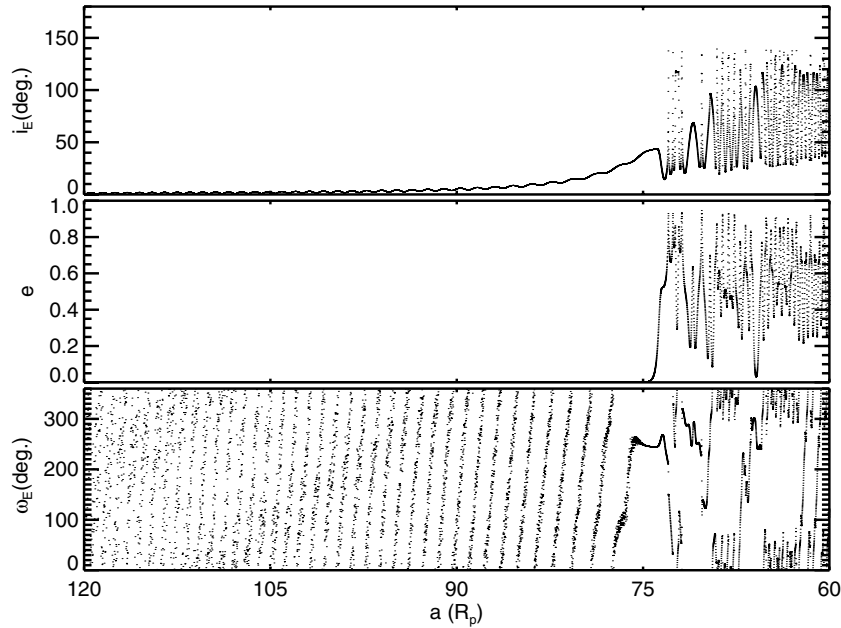


Figure 4. Numerical integration of an initially nearly circular orbit started in the ecliptic at $120R_p$ and slowly brought inward. The top panel plots inclination referenced to the ecliptic, so initially $i_E = 0$. The middle plot displays the eccentricity history, and the bottom plot shows the evolution of ω_E . The eccentricity and inclination become unstable when the semimajor axis reaches $\approx 74.9R_p$. Note also that this is the point where ω_E remains constant, near the most unstable orientation $\omega_E = 270^\circ$.

The reason the eccentricity does not grow the first time $\dot{\omega}_E$ drops to zero at $a \approx 77R_p$ is that ω_E is just above 270° , where according to Equation (2), the eccentricity shrinks. The second time $\dot{\omega}_E < 270^\circ$, so $\dot{e} > 0$. Once the eccentricity grows, e eventually becomes large enough that the second-order eccentricity contribution to the last term of Equation (17) becomes important and causes precession to resume, i.e., the particle gets close enough to Uranus at pericenter that J_2 re-initiates precession.

As mentioned at the beginning of Section 2.2, this behavior differs from that of Kozai cycles. The oscillations are not regular and the eccentricity and inclination are not coupled. In the Kozai case this coupling was due to the conservation of angular momentum along the ecliptic axis. The planet’s oblateness spoils this symmetry from the Kozai problem because it allows the particle to exchange substantial angular momentum with the planet at pericenter along that previously conserved direction. Note that when the eccentricity becomes large and the particles at pericenter approach the inner moons, the approximation used in our calculations and simulations of treating the inner satellites as a contribution to the planet’s J_2 is no longer an appropriate assumption. However, one would expect collisions to remove particles shortly after their orbits cross those of these large satellites.

We also point out that even though the classical Laplace plane is defined only for circular orbits, eccentric Laplace equilibria also exist (TTN). The circular and eccentric equilibria bifurcate when the circular solution becomes unstable, and a decaying particle-orbit can transfer onto the eccentric-equilibrium track. However, TTN find that the eccentric equilibrium becomes unstable almost immediately upon bifurcating from the circular solution (see Figure 6 of TTN). This is especially true for particles starting far from the planet and evolving inward through the unstable region (rather than starting close and evolving outward). The point at which the classical Laplace plane becomes unstable (found above) is therefore a good

proxy for when a circular orbit originally in the Laplace plane destabilizes.

3. DYNAMICS IN THREE DIMENSIONS

By restricting the above discussion to orbits that lie in the local Laplace plane, we reduced the dimensionality of the problem to two dimensions. We now address the general situation where orbits are inclined to the local Laplace plane. Then the problem is inherently three-dimensional (3D), and the enlarged phase space makes it difficult to provide detailed general results. Accordingly, we do not pursue a complete analytical theory and instead limit ourselves to a qualitative description of orbital behavior based on our understanding derived from the above analysis as well as various numerical integrations. There are some integrable cases considered by Lidov & Yarskaya (1974); however, in the case of interest with finite eccentricity and $a \sim r_L$, these only apply to obliquities of zero and ninety degrees, or to polar orbits with the orbital axis pointing along the intersection between the planet’s orbital and equatorial planes.

We can first gain some insight by investigating the equations of motion relative to the ecliptic plane. Since J_2 perturbations have no secular effect on e , the eccentricity evolution depends only on solar perturbations; it is therefore given simply by Equation (2). In Equations (3) and (4) for di/dt and $d\omega_E/dt$, one would have to add the complicated effect of J_2 referenced to the ecliptic plane. This is obtained by taking the J_2 contribution to R in Equation (11), i.e., the term involving $(r_L/a)^5$, setting $\phi = \phi_\odot$, appending a subscript E to all angular variables, and applying (cf. Danby 1962, recalling that our disturbing potential is non-dimensional)

$$\begin{aligned} \frac{\dot{i}_E}{n} &= -\frac{1}{\sqrt{1-e^2}} \left\{ \csc i_E \frac{\partial R}{\partial \Omega_E} - \cot i_E \frac{\partial R}{\partial \omega_E} \right\} \quad (19) \\ \frac{\dot{\omega}_E}{n} &= \frac{\sqrt{1-e^2}}{e} \frac{\partial R}{\partial e} - \frac{1}{\sqrt{1-e^2}} \cot i_E \frac{\partial R}{\partial i_E}. \end{aligned}$$

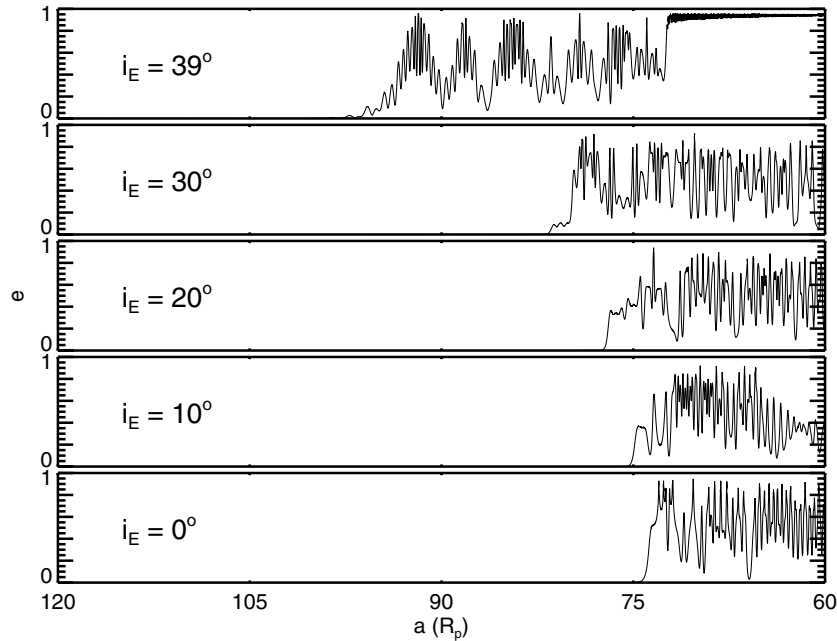


Figure 5. Orbital eccentricity histories for particles begun far from Uranus ($120R_p$) with $e = 10^{-6}$ at varying inclinations to the ecliptic. Like Figure 4, the semimajor axis is brought inward according to $a = a_0 e^{-t/\tau}$, with $\tau = 2.5$ Myr. The figure plots eccentricity vs. semimajor axis, where constant offsets have been added to the eccentricities to separate the different plots. Higher-inclination orbits are inherently less stable and undergo large-amplitude eccentricity oscillations sooner in their inward evolution.

The resulting equations are complex and difficult to pursue analytically. One can, however, gain insight from investigating the effect of a non-zero inclination on the solar perturbations that dominate the particle’s early evolution far from the planet, before the J_2 terms become important.

From Equation (4), a larger inclination acts to lower $d\omega_E/dt$, bringing the orbit closer to instability. This leads to Kozai oscillations for sufficiently large i_E in this limit that ignores J_2 . In this sense, the previous section’s situation where a particle begins far from the planet in the Laplace plane (where $i_E = 0$) furnishes the best-case scenario for stability; $d\omega_E/dt$ would have to be substantially decreased by J_2 in order for $d\omega_E/dt$ to drop to zero. One should therefore expect that, if a circular orbit starting in the Laplace plane becomes unstable, any orbit initially inclined to the ecliptic will also destabilize. Furthermore, inclined orbits should become unstable earlier during their inward evolution than their uninclined counterparts would.

Numerical integrations support this assertion. Figure 5 shows the evolution of nearly circular orbits that are slowly evolved inward after beginning far from Uranus at various initial inclinations to the ecliptic. One sees that more inclined orbits become unstable earlier in their inward migration. We point out, however, that the orderly progression in Figure 5 results from starting all the integrations with the same initial conditions (other than the inclination). In the general 3D case, all the orbital elements affect the dynamics. Altering the initial conditions changes the phase in the elements’ evolution at which they enter the unstable range in a that we found in the 2D case; this can change the semimajor axis at which the eccentricity grows by $\sim 10\%$. It nevertheless remains true that for a given set of initial conditions, increasing the inclination destabilizes the orbit earlier in its inward evolution.

Changing the initial e , however, does not have a strong effect on the location at which the pericenter halts and the orbit undergoes large-amplitude eccentricity oscillations. This can

be seen from Equation (17). A non-zero e enhances the J_2 contribution, pushing outward the location at which e grows slightly; however, this term’s steep dependence on semimajor axis of $(r_L/a)^5$ allows a small change in a to accommodate a large initial eccentricity. The edge of the unstable region therefore shifts by less than a few percent for $e \lesssim 0.3$.

A more complete investigation of inclined orbits is beyond the scope of this paper. We note, however, that the threshold obliquity of 68.875 found by TTN, and derivable from Equation (18), applies to orbits in the Laplace plane, i.e., the most stable configuration. For orbits initially inclined to the Laplace plane, the threshold obliquity would be lower. An inward-evolving object with an initial inclination close to the threshold value for Kozai oscillations (≈ 39.2 for low eccentricities) could undergo large-amplitude eccentricity oscillations in systems with more modest obliquities. We have verified this, finding that for a hypothetical planet with obliquity $\phi_\odot = 60^\circ$, orbits begun with $e = 0$ and $i_E \gtrsim 7^\circ$ undergo eccentricity oscillations in the transition region. The maximum eccentricity attained increases with initial inclination, varying from $e_{\max} \approx 0.35$ for initial $i_E = 10^\circ$ to $e_{\max} \approx 0.95$ for $i_E = 35^\circ$. Even at Saturn ($\phi_\odot \approx 27^\circ$), initially circular orbits started with $i_E = 35^\circ$ undergo oscillations with a maximum eccentricity of ≈ 0.2 .

4. THE EFFECTS OF NON-GRAVITATIONAL FORCES

The mechanism discussed in this paper occurs when the effects of planetary oblateness and solar gravity balance at $a \sim r_L$ (Equation (6)) so as to halt pericenter precession. It is therefore appropriate to consider whether additional perturbations might instead keep the pericenter moving, thereby stabilizing the orbit. While the previous discussion applies to objects of arbitrary size and mass, we now consider radiation forces, which are most important for small dust grains.

Radiation forces are of particular interest because they provide a natural mechanism (P-R drag) for the semimajor axis of

dust-grain orbits to decay in toward the planet and reach the unstable range in a (Burns et al. 1979). Two further effects that are generally important for dust grains are direct solar radiation pressure (Burns et al. 1979) and electromagnetic forces due to the planetary magnetic field (Hamilton 1993; Hamilton & Krivov 1996; Burns et al. 2001).

At all the solar system’s planets except Jupiter, the instability occurs beyond the magnetopause, rendering perturbations from the planetary magnetic field irrelevant. Furthermore, radiation pressure (discussed below) can remove small particles by pumping their eccentricities close to unity. Particles then either crash into the primary or escape the system entirely (see Hamilton & Burns 1992). For dust grains starting far from the planet ($\sim 200R_p$), only particles larger than roughly a few microns in radius survive (see below). For particles of this size and larger, even inside the magnetosphere, the planetary magnetic field is not important (cf. Figure 11 in Burns et al. 2001); we therefore ignore it.

4.1. Radiation Pressure

Solar radiation pressure, however, can have powerful effects. This perturbation has been extensively studied, usually by approximating the planetary orbit as circular and averaging over the particle’s orbit, which generally changes much faster than the planet’s orbital period (Burns et al. 1979; Hamilton 1993; Juhasz & Horanyi 1995). Mignard & Henon (1984) found an exact solution under these assumptions in a frame rotating with the Sun, employing several changes of variables; unfortunately, the inverse transformations to the orbital elements that we have utilized are complicated. We therefore choose to instead work in the same inertial system we employed above and to find approximate equations sufficient for our needs.

Upon averaging over the particle’s orbit, two fundamental timescales remain. The first is the secular rate at which the orbital elements change ($\sim n F_{\text{rad}}/F_g$, where n is the particle’s mean motion and F_{rad} and F_g are the radiation pressure and planet’s gravitational forces, respectively); the second is simply the Sun’s mean motion about the planet n_\odot . The dynamics are set through their ratio $Z \equiv (3n F_{\text{rad}})/(2n_\odot F_g)$, where the factor of $3/2$ results from the exact form of the equations of motion (Burns et al. 1979). Note that since we will later be interested in higher-order eccentricity terms, we have removed the changing factor of $\sqrt{1-e^2}$ from the definition of Burns et al. (1979) so that Z is constant (at a given semimajor axis). One can express Z as

$$Z = 0.86 Q_{\text{pr}} \left(\frac{1 \text{ g cm}^{-3}}{\rho} \right) \left(\frac{1 \mu\text{m}}{s} \right) \left(\frac{M_\odot}{M_p} \right)^{1/2} \left(\frac{a}{a_p} \right)^{1/2}, \quad (20)$$

where Q_{pr} is the radiation pressure coefficient averaged over the central star’s spectrum, ρ is the particle density, and s is the particle radius. Note that smaller particles, with larger surface-area-to-volume ratios, are more affected by radiation pressure (i.e., have higher Z). However, once particles shrink below the scale of the star’s peak emission wavelength, they lose the ability to couple to the radiation field and Q_{pr} drops to zero; this occurs at $\sim 0.1 \mu\text{m}$ for solar-type stars.

If Z approaches one, radiation pressure pumps a particle’s orbital eccentricity to unity, most often resulting in collision with the planet. This provides a minimum particle size to consider. However, because Z increases with a , this limit would vary with initial location from the planet. This is because

the importance of radiation pressure relative to the dominant planetary gravitational field increases the farther out one orbits in the primary’s gravitational well. For a more detailed analysis of this threshold and the ultimate fate of these grains, see Hamilton & Burns (1992).

The inclusion of radiation pressure introduces high-frequency variations to all the orbital elements at the Sun’s orbital rate about the planet, n_\odot (Burns et al. 1979). Since these rates are much faster than the precession rates due to J_2 and solar tides, one can average over these fast solar oscillations. As shown in the next section, to first order in the eccentricity, no secular change in ω_E occurs. For orbits in the Laplace plane with low eccentricities, Equation (18) therefore remains the *averaged* condition for the pericenter to halt (at $\omega_E = \pm 90^\circ$). Thus, as we argued following Equation (18), $\dot{\omega}_E$ will still only cross through zero at approximately the semimajor axis where the Laplace plane transitions from the ecliptic to the equatorial plane. However, we will show in Section 4.3 that by inducing a slower secular change in Ω , radiation pressure shifts this transition location. Again using the Uranian system as an example, Figure 6 shows the numerical integration of a $Z = 0.1$ particle started at $80R_p$ with a small seed eccentricity and inclination to the ecliptic. The inclination follows a modified Laplace plane (cf. Figure 4) as P-R drag slowly decreases the semimajor axis, and ω_E only becomes stationary when this transition occurs at $a \approx 54R_p$.

4.2. Secular Precession Rates

Although the equations of motion become more difficult to solve with each added perturbation, we can make some analytic progress for small eccentricities and inclinations to the ecliptic. The relevant equations of motion, subject to the simplifications mentioned at the beginning of this section, are provided by Hamilton (1993). The elements are referenced to the ecliptic plane (as there is no ambiguity, we henceforth omit the “E” subscripts), and since we limit ourselves to low inclinations (ignoring terms of order i^2), we switch from ω to the variable $\varpi = \Omega + \omega$. This yields

$$\begin{aligned} \dot{e} &= -n_\odot Z \sqrt{1-e^2} \sin(n_\odot t + \delta - \varpi), \\ \dot{\varpi} &= \frac{n_\odot Z \sqrt{1-e^2}}{e} \cos(n_\odot t + \delta - \varpi), \\ \dot{\Omega} &= -\frac{n_\odot Z e}{\sqrt{1-e^2}} \sin(\varpi - \Omega) \sin(n_\odot t + \delta - \Omega), \end{aligned} \quad (21)$$

where δ is the angular location of the Sun at $t = 0$ relative to the inertial reference direction. We approach this system of coupled differential equations through the method of successive approximations. Expanding Equations (21) in powers of e , we begin by ignoring the terms of order e and higher. In this limit, Ω is constant, and the solution for the first two equations is given by Burns et al. (1979) in terms of the new variables $k = e \cos \varpi$ and $h = e \sin \varpi$:

$$\begin{aligned} k &= k_0 - Z \cos(\delta) + Z \cos(n_\odot t + \delta) \\ h &= h_0 - Z \sin(\delta) + Z \sin(n_\odot t + \delta), \end{aligned} \quad (22)$$

where in their solution, the time $t = 0$ has been redefined so that $\delta = 0$. These solutions have a readily-visualized geometric interpretation. The system evolves at a rate n_\odot along the locus of points defined by a circle of radius Z . The center of this circle is offset from (k_0, h_0) away from the Sun’s initial position δ (see

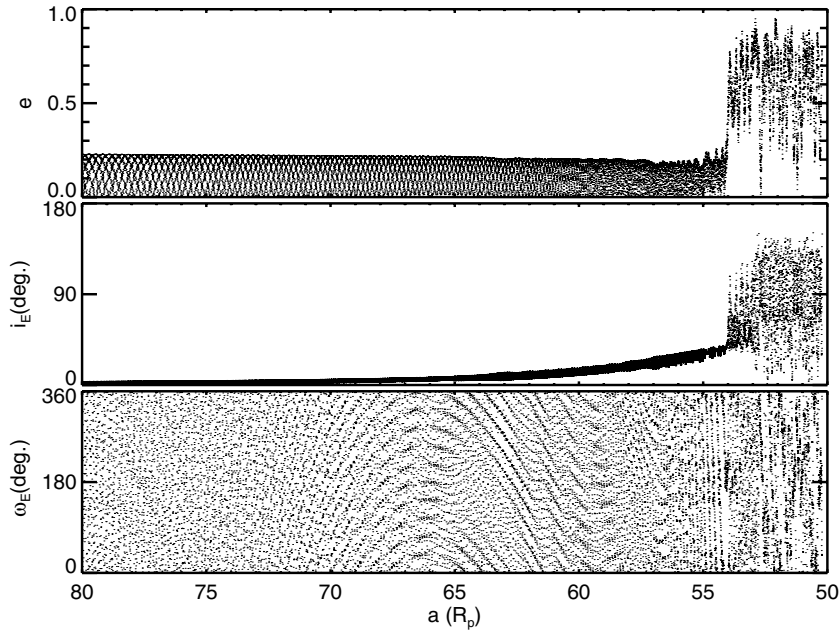


Figure 6. Orbital integration of a $Z = 0.1$ particle begun at $80R_p$ from Uranus with $e = 10^{-6}$ and $i_E \approx 0:06$. Radiation pressure has caused the location of the Laplace plane's transition to shift inward from $a \approx 75R_p$ to $a \approx 55R_p$ (cf. Figure 4).

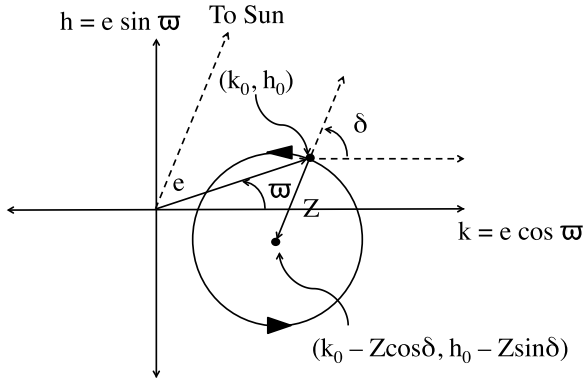


Figure 7. Geometrical representation of Equations (22). The system begins at (k_0, h_0) and evolves along the perimeter of the circle of radius Z at a constant rate n_\odot . The orbit's eccentricity e and w can be read as the system point's distance from the origin and polar angle, respectively. The circle's center relative to (k_0, h_0) is set by the Sun's initial position, δ , and lies at the point $(k_0 - Z \cos \delta, h_0 - Z \sin \delta)$.

Figure 7). One can visualize the evolution of e and w from such a representation since the orbital eccentricity at a particular point in h, k space is given by the distance from the origin, and w by the polar angle. The Sun's initial location therefore determines the range of eccentricities explored by setting the location of the circle's center.

We now refine our solution by including terms of order e in an expansion of Equations (21) in powers of e . Omitting the first equation, which is unchanged,

$$\begin{aligned} \dot{w} &= \dot{w}_0 - \frac{1}{2} n_\odot Z e \cos(n_\odot t + \delta - w) \\ \dot{\Omega} &= -n_\odot Z e \sin(w - \Omega) \sin(n_\odot t + \delta - \Omega), \end{aligned} \quad (23)$$

where \dot{w}_0 is the zeroth-order rate employed in our first solution. Expanding the trigonometric functions in the equation for $\dot{\Omega}$, and using the substitutions $k = e \cos w$ and $h = e \sin w$, one

obtains

$$\begin{aligned} \dot{\Omega} &= -n_\odot Z (h \cos \Omega - k \sin \Omega) [\sin(n_\odot t + \delta) \\ &\quad \times \cos \Omega - \cos(n_\odot t + \delta) \sin \Omega]. \end{aligned} \quad (24)$$

We now feed our zeroth-order solution back into the above equation. In particular, we treat Ω as constant, and use Equations (22) for h and k . Since we are interested in how radiation pressure interacts with solar tides and oblateness on long secular timescales, we additionally average over a solar cycle from $t = 0$ to $t = 2\pi/n_\odot$. This then yields the simple expression

$$\langle \dot{\Omega} \rangle \approx -\frac{n_\odot Z^2}{2}. \quad (25)$$

For small values of Z , this expression is consistent with our previous assumption that Ω evolves at a rate much slower than n_\odot and matches numerical integrations well. As Z approaches unity, our approximations worsen.

Applying the same procedure of inserting the zeroth-order solution and averaging over a solar cycle in the expression for \dot{w} in Equation (23) yields the same value

$$\langle \dot{w} \rangle \approx -\frac{n_\odot Z^2}{2}. \quad (26)$$

Since $w = \Omega + \omega$, this means that the secular change in w is entirely due to Ω . Therefore, to our level of approximation, ω does not move secularly. This justifies our claim from Section 4.1 that Equation (18) still represents an averaged condition for the halting of pericenter with radiation pressure included. However, as we argue in the next section, radiation pressure can change the semimajor axis at which the eccentricity becomes unstable by modifying the Laplace surface.

4.3. The Modified Laplace Surface

We showed in the previous section that, to first order in e , ω does not move secularly; therefore Equation (18) still holds as a

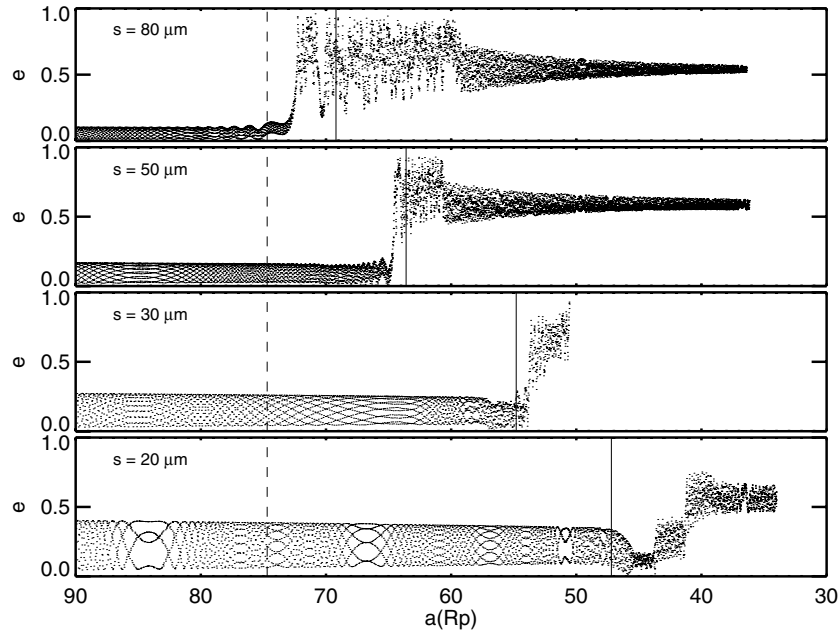


Figure 8. Orbital integrations of particles with various radii s orbiting Uranus. The four panels, from top to bottom, correspond to values of Z (at $a = 75 R_p$) of 0.04, 0.07, 0.11, and 0.17. Particles were started at $a = 90 R_p$ with a seed eccentricity and inclination of $e = 10^{-6}$ and $i = 0.06$, respectively. The vertical solid lines denote the transition locations of the Laplace plane for each size computed from Equation (27). The dashed lines denote the transition location in the absence of radiation pressure. This predicted position matches the location where the eccentricity destabilizes to within $\approx 10\%$.

condition for the eccentricity to grow to large values. However, the regression of Ω in the ecliptic plane induced by radiation pressure (Equation (25)) spoils the Laplace equilibrium between solar tides and planetary oblateness given by Equation (12). Radiation pressure creates a modified Laplace surface (on which the torques from all three perturbations balance) and shifts the location where the local equilibrium plane transitions from the ecliptic to the equatorial plane.

For prograde particles, and to first order in e and i , the secular regression of the node due to solar tides is given by $\dot{\Omega} = -(3/4)\epsilon_{\odot}n$ (e.g., Carruba et al. 2003). Radiation pressure thus enhances the nodal regression induced by the Sun. As a result, the semimajor axis at which these torques balance those from the planet’s oblateness (i.e., the point at which the Laplace plane shifts) must move inward, where the effects of the zonal harmonics are stronger.

We do not calculate the detailed warp of the Laplace plane in this paper—for references on the process in the classical case of the competition between solar gravity and planetary oblateness, see Ward (1981) and Dobrovolskis (1993); Allan & Cook (1964) treat the general case of an arbitrary number of non-interacting perturbers in independent planes; for the different case of radiation pressure offsetting planetary oblateness, see (Hamilton 1996; cf. Figure 18 of Burns et al. 2001). In our case involving all three perturbations, we limit ourselves to estimating the transition location of the Laplace plane where we expect the orbit to become unstable and execute large-amplitude eccentricity oscillations. More concretely, this will approximately correspond to the distance at which the nodal precession rates from the solar tides and radiation pressure balance that due to planetary oblateness: $\dot{\Omega}_{\text{Sun}} + \dot{\Omega}_{\text{Rad}} = \dot{\Omega}_{J_2}$. One can understand this as an approximate condition that the torques from forces directed out of the orbital plane cancel (see Equation (38) in Burns 1976). The nodal rate due to J_2 , now referenced to the planet’s equatorial plane and again to first order in the inclination, is $\dot{\Omega}_{J_2} = -(3/2)\epsilon_p n$ (e.g., Murray & Dermott 1999,

p. 270). The nodal rate due to solar gravity is $\dot{\Omega}_{\text{Sun}} = -(3/4)\epsilon_{\odot}n$ (e.g., Carruba et al. 2003).

Substituting for ϵ_{\odot} and ϵ_p from Equations (5) and (9), the condition for the balance of precession rates is

$$\frac{3}{4} \frac{M_{\odot} a_T^3}{M_p a_p^3} + \frac{1}{2} Z (a_T)^2 \left(\frac{M_{\odot} a_T^3}{M_p a_p^3} \right)^{1/2} = \frac{3}{2} J_2 \frac{R_p^2}{a_T^2}, \quad (27)$$

where a_T is the approximate semimajor axis at which the Laplace plane transitions. For $Z = 0$, the equation can be solved analytically, yielding $a_T = 2^{1/5} r_L$. At Uranus, this corresponds to $74.7 R_p$, which can be seen from Figure 4 to be approximately the location where the inclination is intermediate between 0 and Uranus’ obliquity of 98° . It furthermore quite accurately matches the location at which the eccentricity grows rapidly, and is therefore a slightly more accurate estimator than the dimensionally obtained r_L .

One can roughly estimate the particle size-range in which radiation pressure is important at the Laplace plane transition by setting $\dot{\Omega}_{\text{rad}} \sim \dot{\Omega}_{\text{Sun}}$, or $n_{\odot} Z (r_L)^2 \sim \epsilon_{\odot} n (r_L) = n_{\odot}^2 / n (r_L)$, where r_L is the Laplace radius from Equation (6). This will generally yield a small value of Z since $Z = 1$ would correspond to a Laplace radius equal roughly to the Hill radius. In the Uranian example previously discussed, this corresponds to $Z \sim 0.05$, or for particles with a density of 1 g cm^{-3} , to $s \sim 70 \mu\text{m}$. Figure 8 shows numerical integrations of particles around Uranus with radii $s = 20 \mu\text{m} - 80 \mu\text{m}$, with the corresponding a_T (numerically obtained) marked as a vertical line.

The modified location of the Laplace-plane’s transition from Equation (27) matches the onset of instability to within $\approx 10\%$. As the particle size decreases and Z increases, our approximations worsen, and one can see in the fourth panel that the behavior is beginning to change; the eccentricity first decreases, and later rises in two steps. Our results should therefore be applied with caution beyond $Z \gtrsim 0.2$. We find that for large values

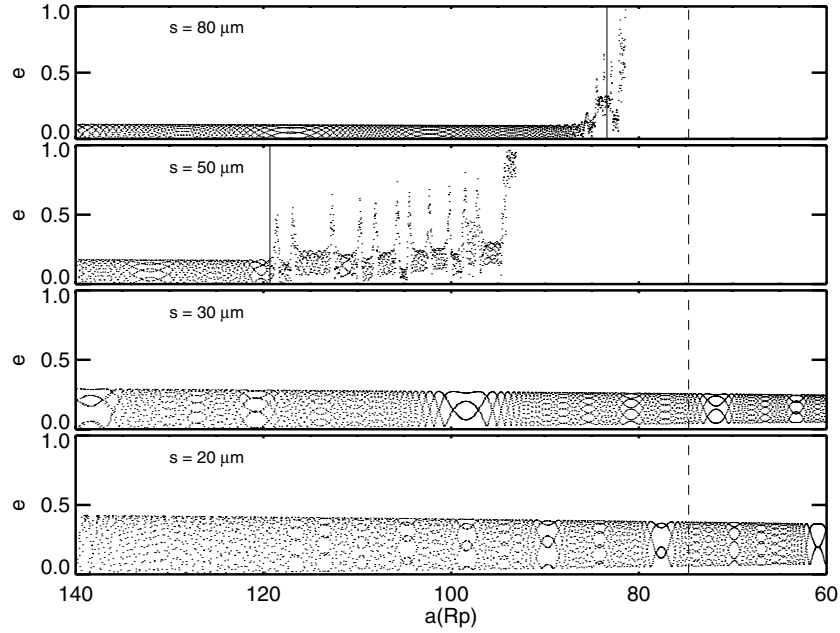


Figure 9. Orbital integrations of retrograde particles with various radii s orbiting Uranus. The four panels, from top to bottom, correspond to values of Z (at $a = 75R_p$) of 0.04, 0.07, 0.11, and 0.17. Particles were started at $a = 140R_p$ with a seed eccentricity and inclination of $e = 10^{-6}$ and $i = 179^\circ.91$, respectively. The vertical solid lines denote the transition locations of the Laplace plane for each size computed from the appropriate condition for retrograde orbits discussed in the text. The dashed line denotes the transition location in the absence of radiation pressure. For the bottom two panels, the transition locations are at $a = 751R_p$ and $a = 3803R_p$, the latter of which is beyond the Hill sphere. In these two cases, the Laplace plane does not transition to the equatorial plane and the eccentricities remain stable.

of Z , some particles retain low orbital eccentricities as they traverse the unstable region. We note, however, that this range in Z represents a narrow size range since $Z \propto s^{-1}$. In this example, the range $Z = 0.2\text{--}1$ only corresponds to $s \approx 20\ \mu\text{m}\text{--}4\ \mu\text{m}$ (particles with $Z \gtrsim 1$ need not be considered as they would have been immediately removed). If interested in these smallest particles, one must carry out suites of numerical integrations over a wide range of initial conditions to capture the full dynamics.

4.4. Retrograde Orbits

We now briefly consider retrograde orbits, which interestingly can exhibit qualitatively different behavior. For retrograde orbits, $\dot{\Omega}_{\text{Sun}}$ and $\dot{\Omega}_{J_2}$, which both contain a $\cos i$ dependence, switch sign. One can obtain $\dot{\Omega}_{\text{rad}}$ by rederiving the results of Section 4.2 starting from the equations given by Hamilton (1993) with $i \approx 180^\circ$ instead of Equations (21); alternatively, one can employ a symmetry argument similar to ones presented in Hamilton (1994).

One can change a retrograde orbit into a prograde orbit by rotating the coordinate system by 180° around the \hat{x} axis, so that $\hat{z} \rightarrow -\hat{z}$. One can then immediately write down the solution found above for prograde orbits, except in this coordinate system the Sun now moves retrograde, so one must make the transformation $n_\odot \rightarrow -n_\odot$. This yields $\dot{\Omega}_{\text{rad}}^- = +n_\odot Z^2/2$, where the superscript minus sign denotes that these are elements in the $-\hat{z}$ coordinate system. The final step is to relate Ω^- to Ω^+ , the longitude of the ascending node in the original coordinate system. Since, by the right-hand-rule, the directions in which angles increase in the $+\hat{z}$ and $-\hat{z}$ coordinate systems are opposite in direction, $\Omega^+ = -\Omega^-$. That actually is not quite right, since upon flipping the conventional “up” direction, the ascending and descending nodes switched places, so $\Omega^+ = 180 - \Omega^-$. This yields $\dot{\Omega}^+ = -\dot{\Omega}^- = -n_\odot Z^2/2$; therefore, while the rates due to solar tides and planetary oblateness flip sign for

retrograde orbits, the rate due to radiation pressure does not. This is because, while planetary oblateness and solar tides (after averaging over a solar orbit and smearing the Sun’s mass into a ring) are symmetric under $\hat{z} \rightarrow -\hat{z}$, radiation pressure is not, due to the Sun’s motion changing sense.

The condition for the three torques to balance therefore becomes $|\dot{\Omega}_{\text{Sun}}| - |\dot{\Omega}_{\text{rad}}| = |\dot{\Omega}_{J_2}|$. In this case radiation pressure *detracts* from the solar rate, so the transition location will move outward, where weaker oblateness perturbations are sufficient to offset the reduced combination. There is the further possibility that $|\dot{\Omega}_{\text{rad}}|$ overwhelms $|\dot{\Omega}_{\text{Sun}}|$, in which case the balance condition cannot be satisfied. Since $|\dot{\Omega}_{\text{Sun}}| \propto a^{3/2}$ while $|\dot{\Omega}_{\text{rad}}| \propto a$, there will always exist an a at which the solar rate overtakes the rate due to radiation pressure; however, if that a lies beyond the particle’s initial semimajor axis (which is constrained to be smaller than the Hill radius), radiation pressure will always dominate. In this case there is no Laplace equilibrium and the inclination does not transition to the equatorial plane. The instability is thereby avoided. The threshold Z where this occurs is given by the condition $|\dot{\Omega}_{\text{rad}}| = |\dot{\Omega}_{\text{Sun}}|$. We considered the balance of these two rates at the Laplace radius in the prograde case; the result evaluated at a_0 yields the threshold value of Z , $Z_t \approx [3n_\odot/(2n)]^{1/2}$. Using Equation (20) to solve for the threshold particle size s_t ,

$$\frac{s_t}{1\ \mu\text{m}} \approx 0.70 Q_{\text{pr}} \left(\frac{1\ \text{g cm}^{-3}}{\rho} \right) \left(\frac{M_\odot}{M_p} \right)^{1/4} \left(\frac{a_p}{a} \right)^{1/4}. \quad (28)$$

The threshold size in the Uranian case with $a_0 = 140R_p$ is $s_t \approx 46\ \mu\text{m}$. Figure 9 shows the range of behaviors discussed in the previous paragraph for the Uranian case with the same particle sizes as in Figure 8. The direct integrations match our analytic predictions well for our low chosen values of Z . The irregular behavior in the $50\ \mu\text{m}$ case is presumably the result of

its proximity to the threshold size from Equation (28), but we do not investigate this further in this paper.

5. CONCLUSION

We have shown that the unstable range in semimajor axis around planets with high obliquities found by Tremaine et al. (2009) can be understood as a modification of Kozai oscillations. Furthermore, we extended their work (which focused on orbits lying in the local Laplace plane) and provided equations valid for arbitrary inclination. Although it is difficult to give precise general results, we showed that orbits with inclinations off the Laplace plane are less stable. We therefore argued that the threshold obliquity of $68^{\circ}.875$ found by Tremaine et al. (2009) is an upper limit—inclined orbits can become unstable around planets with lower obliquities.

We then investigated the instability as it applies to dust grains. Dust grains are subject to P-R drag, which provides a natural mechanism to sweep the semimajor axis inward toward the unstable region. However, one must also consider the additional effects of radiation pressure on dust-particle orbits. We found that radiation pressure modifies the classical Laplace surface, and that this shifts the unstable range of semimajor axis. For prograde particles, this chaotic region is shifted inward, while for retrograde particles it is shifted outward, and can even disappear for small particles. We estimated the threshold grain size at which orbital eccentricities remain stable for retrograde particles in Equation (28). For the smallest particles with $Z \gtrsim 0.2$ (cf. Equation (20)), or particles with large initial inclinations or eccentricities, our analytical approximations break down. We found in simulations that in such cases, for a minority of initial conditions, even prograde orbits can remain stable. Suites of numerical simulations spanning the range of initial conditions are therefore required to fully characterize a population of dust evolving in toward a high-obliquity planet.

This work can be applied both in the solar system and beyond. Bottke et al. (2010) have proposed that, at each of the giant planets, a vast supply of dust generated by the irregular satellites once existed. At least in the case of Saturn, this supply persists today (Verbiscer et al. 2009). Many irregular satellites have inclinations close to the low-eccentricity threshold for Kozai oscillations, $i \approx 39^{\circ}.2$ or $150^{\circ}.8$. These orbits are very unstable, and dust originating from such objects might undergo large-amplitude eccentricity oscillations even around planets with modest obliquities. At Uranus, all but the smallest particles will do so, and this might explain the color dichotomies common to the outer four regular satellites observed by Buratti & Mosher (1991). Tamayo et al. (2012) have started toward such an explanation, which we will pursue elsewhere. More generally, this instability could be applied to myriad classes of circumstellar binary objects, such as binary KBOs and asteroids. Finally, having incorporated radiation forces, one could consider debris disks in systems with an interior planet (providing an effective J_2) and a highly-inclined companion.

We are grateful to an anonymous reviewer who pointed us to several relevant papers and greatly strengthened this manuscript. We would like to thank Matija Ćuk for pointing us to the work of Tremaine et al. (2009), and we further thank Matthew M. Hedman, Matthew S. Tiscareno, and Rebecca A. Harbison for insightful comments and discussions. This research work was supported by the Cassini project and NASA's Planetary Geology and Geophysics Program.

REFERENCES

- Allan, R. R., & Cook, G. E. 1964, *RSPSA*, **280**, 97
- Bottke, W. F., Nesvorný, D., Vokrouhlický, D., & Morbidelli, A. 2010, *AJ*, **139**, 994
- Buratti, B. J., & Mosher, J. A. 1991, *Icar*, **90**, 1
- Burns, J., Hamilton, D., & Showalter, M. 2001, in *Interplanetary Dust*, ed. E. Grün, B. A. S. Gustafson, S. Dermott, & H. Fechtig (Berlin: Springer), 641
- Burns, J. A. 1976, *AmJPh*, **44**, 944
- Burns, J. A., Lamy, P. L., & Soter, S. 1979, *Icar*, **40**, 1
- Carruba, V., Burns, J. A., Nicholson, P. D., & Gladman, B. J. 2002, *Icar*, **158**, 434
- Carruba, V., Burns, J. A., Nicholson, P. D., & Gladman, B. J. 2003, *Icar*, **162**, 230
- Danby, J. 1962, *Fundamentals of Celestial Mechanics* (New York: Macmillan)
- Dobrovolskis, A. R. 1993, *Icar*, **105**, 400
- Goldreich, P. 1965, *AJ*, **70**, 5
- Goldreich, P. 1966, *RvGSP*, **4**, 411
- Hamilton, D. 1994, *Icar*, **109**, 221
- Hamilton, D. P. 1993, *Icar*, **101**, 244
- Hamilton, D. P. 1996, *Icar*, **119**, 153
- Hamilton, D. P., & Burns, J. A. 1992, *Icar*, **96**, 43
- Hamilton, D. P., & Krivov, A. V. 1996, *Icar*, **123**, 503
- Hamilton, D. P., & Krüger, H. 2008, *Natur*, **453**, 72
- Innanen, K. A., Zheng, J. Q., Mikkola, S., & Valtonen, M. J. 1997, *AJ*, **113**, 1915
- Jontof-Hutter, D., & Hamilton, D. P. 2012a, *Icar*, **218**, 420
- Jontof-Hutter, D., & Hamilton, D. P. 2012b, *Icar*, **220**, 487
- Juhasz, A., & Horanyi, M. 1995, *JGR*, **100**, 3277
- Katz, B., Dong, S., & Malhotra, R. 2011, *PhRvL*, **107**, 181101
- Kozai, Y. 1962, *AJ*, **67**, 591
- Kozai, Y. 1963, *PASJ*, **15**, 301
- Kudielka, V. 1994, *CeMDA*, **60**, 455
- Laplace, P. 1805, *Traité de mécanique céleste/par PS Laplace...; tome premier [-quatrieme]*, Vol. 4 (de l'Imprimerie de Crapelet)
- Lidov, M. L. 1962, *P&SS*, **9**, 719
- Lidov, M. L., & Yarskaya, M. V. 1974, *CosRe*, **12**, 139
- Lithwick, Y., & Naoz, S. 2011, *ApJ*, **742**, 94
- Mignard, F., & Henon, M. 1984, *CeMec*, **33**, 239
- Murray, C. D., & Dermott, S. F. 1999, *Solar System Dynamics* (Cambridge: Cambridge Univ. Press)
- Naoz, S., Farr, W. M., Lithwick, Y., Rasio, F. A., & Teyssandier, J. 2011, *arXiv:1107.2414*
- Tamayo, D., Burns, J. A., Hamilton, D. P., & Hedman, M. M. 2011, *Icar*, **215**, 260
- Tamayo, D., Burns, J. A., Nicholson, P. D., & Hamilton, D. P. 2012, in *AAS/ Division of Dynamical Astronomy Meeting*, Vol. 43, 04.03
- Tisserand, F. 1896, *Traité de mécanique céleste*, Vol. 4 (Gauthier-Villars et fils)
- Tremaine, S., Touma, J., & Namouni, F. 2009, *AJ*, **137**, 3706
- Vashkov'yak, M. A. 1996, *AstL*, **22**, 851
- Verbiscer, A. J., Skrutskie, M. F., & Hamilton, D. P. 2009, *Natur*, **461**, 1098
- Ward, W. R. 1981, *Icar*, **46**, 97

Q2

Q3

Q4

Q5

Queries

Page 5

Q1

Author: In the sentence “The functional form for the . . .” please confirm if the term “Figure 6” has been correctly inserted (in place of “Section 6”).

Page 12

Q2

Author: Please expand the acronym “KBOs.”

Q3

Author: Please check the details for any journal references that do not have a pale purple link (CrossRef doi) or a blue link (NASA ADS or arXiv e-print) in the two-column proof (article-style layout). A journal reference with no links may contain some incorrect information.

Q4

Author: Please update reference “Naoz et al. (2011)” if already published.

Q5

Author: Please provide the title, editors’ name, and publisher details (name and location) in reference “Tamayo et al. (2012).”

Online-only colour figures

This proof PDF is identical in specification to the PDF file that will be published in the online journal. To view any online-only color figures as they will appear in the printed journal, we recommend that this color PDF file be printed on a black & white printer.